

DOUBLESTAR
DOUBLESTAR TIRE, INNOVATING THE WORLD

DOUBLESTAR GROUP
www.doublestartyre.com



Edition 2019/01

TBR CATALOGUE



www.miamitireinternational.com

Brief Introduction of Doublestar Group

- A centurial rubber enterprise founded in 1921
- Create the No.1 brand of special TBR tires in the world
- Top 500 Brand in Asia

As a nearly century-old rubber enterprise and the only state-owned listed company in tire industry of Shandong Province, Doublestar started a new journey of “Fulfilling Second Undertaking & Creating Doublestar A World Famous Brand” in 2014. Persisting the tenet of “First, Open & Innovation”, Doublestar is becoming an international enterprise group on the integration of tire manufacturing, intelligent equipment, intelligent logistics (Robot, cold-chain logistics, airport logistics) and intelligent cyclic utilization of wasted rubber as well as plastic.

In recent years, following the strategic deployment of Qingdao municipal party committee and municipal government, Doublestar completed environmental relocation and fulfilled the conversion from New Normal to New Strong State. Under the background of Internet+, Made in China 2025 and State-owned Enterprise Reform, Doublestar regenerates itself like the nirvana of phoenix. It closed down over 60% of backward production facilities and products, accelerated the conversion from old kinetic energy into new kinetic energy, and thus fulfilled the transformation from Sweat Enterprise to Intellectual Enterprise.

Furthermore, Doublestar takes the lead in innovating a management model of “Marketing Segmentation, Organization Platform, Operation Unit” in tire industry. As the first one to achieve all process operation of Industry 4.0 smart factory and the first one to create open ecosystem of Service 4.0 and Industry 4.0, Doublestar completed intelligent transformation and wins numerous awards. In three consecutive years, Doublestar was rated as “Industrial



★ Doublestar Global Technology & Demand Innovation Center

Brand Cultivation Model Enterprise”, “Technology Innovation Model Enterprise”, “National Quality Bench-marking Enterprise”, “Green Tire Pilot Intelligent Manufacturing Model Enterprise” and “Service-oriented Manufacturing Model Enterprise”, which makes it the only one among all Chinese enterprises to gain the five national honors authorized by Chinese Ministry of Industry and Information Technology in recent five years, and the only model enterprise of the whole industrial chain from the brand, technology, quality, manufacturing, service.



★ National proving ground

The World's First "Industry 4.0" Smart Tire Factory





★ Doublestar R&D Strength



★ Doublestar Drift Team

OE PARTNERS



Product Range



	AP / STEER					
LONG-HAUL	DSRS01	S86	DSR669	DSR266	DSR126	DSR116
	DSR566	FT0306	S201			
REGIONAL/URBAN	DSR286	DSR159	DSR168	DSR188	DSR166	
OFF ROAD	DSRD73	DSR177	DSR668	FI0628	DSR658	DSR157
	DSR198					
LIGHT TRUCK	DSRA02	DSRA12				
WINTER	DSRD05	DSRD06	DSR868			

DRIVE				TRAILER			
DSRD22	DSRD39	DSR308 -Drive	DSR768	DSRT26	TAX106	TTX108	DSR898
DSR728	DSR08A	DSR165		DSR678	DSR588	DSR118	DSR128
DSRD95	DSR656	DTU328	DSR355	DSR528	HR169		
DSR268	DSR158						
DSRD07	DSRD08						

Key Feature Icons



CONTENT

LONG HAUL

DSRS01	· 02
S86	· 02
DSR308-Drive	· 03
FT0306	· 03
DSRD22	· 04
DSRD39	· 04
DSRT26	· 05
TAX106	· 05
TTX108	· 06
DSR898	· 06
DSR678	· 07
DSR768	· 07
DSR728	· 08
DSR669	· 08
DSR116	· 09
DSR266	· 10
DSR126	· 11
DSR08A	· 11
DSR165	· 12
DSR566	· 12

DSR588	· 13
DSR128	· 13
DSR118	· 14
S201	· 14

REGIONAL

DSR166	· 16
DSRD95	· 16
DSR656	· 17
DTU328	· 17
DSR528	· 18
DSR286	· 18
DSR159	· 19
DSR268	· 19
DSR355	· 20
DSR158	· 20
DSR168	· 21
DSR188	· 22
HR169	· 22

OFF ROAD

DSR177	· 25
DSR668	· 25
FI0628	· 26
DSRD73	· 26
DSR658	· 27
DSR157	· 27
DSR198	· 28

LIGHT TRUCK

DSRA02	· 31
DSRA12	· 31
DSRD07	· 32
DSRD08	· 32

WINTER

DSR868	· 33
DSRD05	· 34
DSRD06	· 34

LONG-HAUL



NEW DSRS01




CHARACTERISTICS



Prevent sideslip, much safer
Four longitudinal grooves design for excellent steering and anti-skidding and anti-slip performance.



Anti-wear performance provide the longer mileage
Wear anti-wear compound design, provide the good anti-wear performance and high mileage.



Good drainage performance can prevent slipping on the rainy road
The design of transverse wave shaped sipes has excellent anti wet sliding performance.

POSITION

Steer and trailer



Pattern	Size	PR	Tread Depth		Standard Rim	Pressure(kPa)		Max. Load(kg)		Load Index		Speed Grade	Inflated Diameter			
			mm	1/32in		Single	Dual	Single	Dual	Single	Dual		mm		inch	
													Overall Diameter	Section Width	Overall Diameter	Section Width
DSRS01	295/80R22.5	18	15.3	19	9.00	850	850	3750	3550	154	152	M	1044	298	41	12
	315/80R22.5	20	15.3	19	9.00	850	850	4000	3350	156	150	M	1076	312	43	12



NEW S86



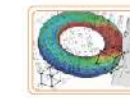
CHARACTERISTICS



New appearance design
Variable pattern design changes with tire wearing; the new product image gives good visual impact.



Low noise, better handling
Optimized pattern pitch distribution provides stronger handling, wet grip and low-noise performance.



Safe and durable
The reinforced carcass steel belt ensure the tire safety performance.

POSITION

Steer and trailer




Pattern	Size	PR	Tread Depth		Standard Rim	Pressure(kPa)		Max. Load(kg)		Load Index		Speed Grade	Inflated Diameter			
			mm	1/32in		Single	Dual	Single	Dual	Single	Dual		mm		inch	
													Overall Diameter	Section Width	Overall Diameter	Section Width
S86	295/80R22.5	18	16.5	21	9.0	850	850	3550	3150	152	148	M	1044	298	41	12



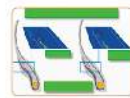
DSR308-Drive



CHARACTERISTICS



Anti-wear performance provide the longer mileage
Widen tread design increases the contact area and improves the anti-wear ability.



Low fault rate, much safer
Optimize the bead design and improve the durability by 10%, reducing the bead fault rate.

POSITION
Drive



Pattern	Size	PR	Tread Depth		Standard Rim	Pressure(kPa)		Max. Load(kg)		Load Index		Speed Grade	Inflated Diameter			
			mm	1/32in		Single	Dual	Single	Dual	Single	Dual		mm		inch	
													Overall Diameter	Section Width	Overall Diameter	Section Width
DSR308-Drive	11R22.5	16	21.5	17	8.25	850	850	3150	2900	148	145	L	1054	279	41	11



FT0306



CHARACTERISTICS



Strengthen the carcass, less problem of shoulder empty, more safety
Strengthen the carcass, less problem of shoulder empty, more safety. Using high strengthen steel cord, make the strength of tire increased 15%, make the driving more safety. Low calorific compound design decrease the tire's heat generation in high speed driving, and less problem of tire shoulder.



Super anti-wear ,high mileage and more durable
Super anti-wear tread compound design make the mileage by more than 10% higher than bench mark.



Low fuel consumption, more economical
Smaller rolling resistance ensures lower fuel consumption and lower operating costs, more economical.

POSITION
Steer



Pattern	Size	PR	Tread Depth		Standard Rim	Pressure(kPa)		Max. Load(kg)		Load Index		Speed Grade	Inflated Diameter			
			mm	1/32in		Single	Dual	Single	Dual	Single	Dual		mm		inch	
													Overall Diameter	Section Width	Overall Diameter	Section Width
FT0306	315/80R22.5	18	17.5	22	9	830	830	3750	3450	154	151	M	1076	312	42	12



DSRD22



CHARACTERISTICS



Excellent driving and traction performance
Big block pattern ensures excellent driving and stronger traction performance.



Low rolling resistance, fuel efficient
Single direction pattern design, low rolling resistance and better wet-skid resistance.
Low heat generation
The design of the heat sink in the shoulder prevents the high heating.
Self-cleaning
Small bulge in the groove can reject stones.

POSITION
Drive



Pattern	Size	PR	Tread Depth		Standard Rim	Pressure(kPa)		Max. Load(kg)		Load Index		Speed Grade	Inflated Diameter			
			mm	1/32in		Single	Dual	Single	Dual	Single	Dual		mm		inch	
													Overall Diameter	Section Width	Overall Diameter	Section Width
DSRD22	315/80R22.5	20	22	28	9.0	850	850	4000	3350	156	150	K	1076	312	42	12



DSRD39



CHARACTERISTICS



Stronger traction performance, better handling
Unique block pattern design, with good ground-contact performance, provides excellent traction and passing performance.



Special tread compound design, good tensile anti-tearing performance, anti-puncture performance, anti-wear performance and high service life.



Strengthened bead design to improve the bearing capacity of the tire.

POSITION
Drive



Pattern	Size	PR	Tread Depth		Standard Rim	Pressure(kPa)		Max. Load(kg)		Load Index		Speed Grade	Inflated Diameter			
			mm	1/32in		Single	Dual	Single	Dual	Single	Dual		mm		inch	
													Overall Diameter	Section Width	Overall Diameter	Section Width
DSRD39	13R22.5	20	22.5	28	9.8	875	875	4000	3350	156	150	G	1124	320	44	13



DSR678



CHARACTERISTICS



Prevent sideslip, much safer
Multi-longitudinal groove design provides excellent drainage and anti-slip performance.



Low rolling resistance, fuel efficient
Rolling resistance is 4.5 with a reduction by 20% and fuel consumption is reduced by 4%.



High intensity, much safer
Adopting high-intensity steel cord to improve the carcass strength by 15%, more safe driving.

POSITION

Trailer



Pattern	Size	PR	Tread Depth		Standard Rim	Pressure(kPa)		Max. Load(kg)		Load Index		Speed Grade	Inflated Diameter			
			mm	1/32in		Single	Dual	Single	Dual	Single	Dual		mm		inch	
													Overall Diameter	Section Width	Overall Diameter	Section Width
DSR678	385/65R22.5	20	15	19	9.00	850	850	4000	3350	160(158)	\	K(L)	1076	312	42	12




DSR728




CHARACTERISTICS



Grip is strong, more safety
Big block pattern provides excellent grasping and stronger traction.



Low heat-generation, prolong the using life of the long tire life.
Open shoulder design for quick heat dispersion.



More safety
Good anti-puncture performance and higher safety.

POSITION

Drive



Pattern	Size	PR	Tread Depth		Standard Rim	Pressure(kPa)		Max. Load(kg)		Load Index		Speed Grade	Inflated Diameter			
			mm	1/32in		Single	Dual	Single	Dual	Single	Dual		mm		inch	
													Overall Diameter	Section Width	Overall Diameter	Section Width
DSR728	11R22.5	14	22.0	28	8.25	720	720	2800	2650	144	142	L	1065	279	42	11
	11R22.5	16	22.0	28	8.25	850	850	3150	2900	148	145	L	1054	279	41	11
	11R24.5	14	22.0	28	8.25	720	720	3000	2725	146	143	L	1104	279	43	11
	11R24.5	16	22.0	28	8.25	830	830	3250	3000	149	146	L	1104	279	43	11
	285/75R24.5	16	22.0	28	8.25	830	830	3075	2800	147	144	L	1050	283	41	11
	295/75R22.5	14	22.0	28	9.00	760	760	2800	2575	144	141	L	1014	298	40	12
	295/75R22.5	16	22.0	28	9.00	830	830	3000	2725	146	143	L	1014	298	40	12



DSR768



CHARACTERISTICS



Low heat generation, high mileage
Deeper groove design and low heat generation compound, provide higher mileage and low heat generation.



Excellent loading capacity
Strengthened bead design provides better loading capacity and longer service life.



Strong carcass, retreadability
High flexion carcass ensures durability and retreadability.

POSITION

Drive



Pattern	Size	PR	Tread Depth		Standard Rim	Pressure(kPa)		Max. Load(kg)		Load Index		Speed Grade	Inflated Diameter			
			mm	1/32in		Single	Dual	Single	Dual	Single	Dual		mm		inch	
													Overall Diameter	Section Width	Overall Diameter	Section Width
DSR768	11R22.5	14	22.5	28	8.25	720	720	2800	2650	144	142	M	1065	279	42	11
	11R22.5	16	22.5	28	8.25	850	850	3150	2900	148	145	M	1054	279	41	11
	11R24.5	14	22.5	28	8.25	720	720	3000	2725	146	143	M	1104	279	43	11
	11R24.5	16	22.5	28	8.25	830	830	3250	3000	149	146	M	1104	279	43	11
	285/75R24.5	14	22.5	28	8.25	760	760	2800	2575	144	141	M	1050	283	41	11
	285/75R24.5	16	22.5	28	8.25	830	830	3075	2800	147	144	M	1050	283	41	11
	295/75R22.5	14	22.5	28	9.00	760	760	2800	2575	144	141	M	1014	298	40	12
	295/75R22.5	16	22.5	28	9.00	830	830	3000	2725	146	143	M	1014	298	40	12
	315/70R22.5	18	21.3	27	9.00	850	850	3550	3150	152	148	M	1014	312	40	12
	315/80R22.5	18	18.8	26	9.00	830	830	3750	3450	154	151	L	1076	312	43	12
	12R22.5	16	18.8	26	9.00	830	830	3350	3075	150	147	L	1085	300	43	12
	12R22.5	18	18.8	26	9.00	930	930	3550	3250	152	149	L	1085	300	43	12



DSR669



CHARACTERISTICS



Good steering and drainage performance to prevent skidding in the rain and improve driving safety
Four longitudinal pattern groove design provide the good steering, high speed and drainage performance, high speed performance and good drainage performance.



Good handling safer driving performance make the driving more safety
Reinforced bead design, for better loading performance and long life. Suitable for retreading better load resistance, long service life and can be retreaded.

POSITION

Steer and trailer



Pattern	Size	PR	Tread Depth		Standard Rim	Pressure(kPa)		Max. Load(kg)		Load Index		Speed Grade	Inflated Diameter			
			mm	1/32in		Single	Dual	Single	Dual	Single	Dual		mm		inch	
													Overall Diameter	Section Width	Overall Diameter	Section Width
DSR669	225/70R19.5	14	13.0	16	6.75	760	760	1800	1700	128	126	M	811	226	32	9
	255/70R22.5	14	13.0	16	7.50	760	760	2360	2120	138	134	L	930	255	37	10
	255/70R22.5	16	13.0	16	7.50	830	830	2500	2300	140	137	L	930	255	37	10
	11R22.5	14	13.0	16	8.25	720	720	2800	2650	144	142	M	1054	279	41	11
	11R22.5	16	13.0	16	8.25	850	850	3150	2900	148	145	M	1054	279	41	11
	295/75R22.5	14	13.0	16	9.00	760	760	2800	2575	144	141	M	1014	298	40	12
	295/75R22.5	16	13.0	16	9.00	830	830	3000	2725	146	143	M	1014	298	40	12
	11R24.5	14	13.0	16	8.25	720	720	3000	2725	146	143	M	1104	279	43	11
	11R24.5	16	13.0	16	8.25	830	830	3250	3000	149	146	M	1104	279	43	11
	285/75R24.5	16	13.0	16	8.25	830	830	3075	2800	147	144	M	1050	283	41	11



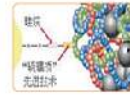
DSR116




CHARACTERISTICS



Anti-irregular wear to increase tire using life, increase the using life
Excellent low noise pattern design, Excellent traction, guiding performance and anti-irregular wear performance, guidance, eccentric wear resistant.



Saving oil, reduce the energy consumption
Low rolling resistance tread compound for better fuel efficient and excellent high speed performance, provide the high speed performance.



Good handling performance for safer driving
Four longitudinal grooves groove design, for better handling stability.

POSITION

Trailer



Pattern	Size	PR	Tread Depth		Standard Rim	Pressure(kPa)		Max. Load(kg)		Load Index		Speed Grade	Inflated Diameter			
			mm	1/32in		Single	Dual	Single	Dual	Single	Dual		mm		inch	
													Overall Diameter	Section Width	Overall Diameter	Section Width
DSR116	215/75R17.5	16	12.3	15	6.00	700	700	1700	1600	126	124	L	767	211	30	8
	8.5R17.5	12	13.3	17	6.00	625	625	1450	1400	121	120	L	802	215	32	8
	9.5R17.5	16	13.3	17	6.75	750	750	1850	1750	129	127	L	842	240	33	9
	215/75R17.5	18	12.3	15	6.00	850	850	2180	2060	135	133	J	767	211	30	8
	225/75R17.5	16	13.0	16	6.75	725	725	1850	1750	129	127	L	783	226	31	9
	235/75R17.5	16	13.0	16	6.75	775	775	2000	1900	132	130	M	797	233	31	9
	235/75R17.5	18	13.0	16	6.75	875	875	2725	2575	143	141	J	797	233	31	9
	245/70R19.5	16	13.0	16	7.50	825	825	2240	2120	136	134	L	839	248	33	10
	265/70R19.5	16	13.0	16	7.50	775	775	2500	2360	140	138	M	867	262	34	10
	285/70R19.5	18	15.0	19	8.25	900	900	3350	3150	150	148	J	895	283	35	11
	11R22.5	14	10.2	13	8.25	720	720	2800	2650	144	142	M	1054	279	41	11
	11R22.5	16	10.2	13	8.25	850	850	3150	2900	148	145	L	1054	279	41	11
	275/70R22.5	16	15.3	19	8.25	900	900	3150	2900	148	145	L	958	276	38	11
	295/60R22.5	16	15.3	19	9.00	900	900	3250	3000	149	146	L	926	292	36	11
	295/75R22.5	14	10.2	13	9.00	760	760	2800	2575	144	141	L	1014	298	40	12
	315/60R22.5	16	15.3	19	9.75	900	900	3550	3150	152	148	L	950	313	37	12
	315/80R22.5	18	16.3	21	9.00	830	830	3750	3450	154	151	M	1076	312	42	12
	315/80R22.5	20	16.3	21	9.00	850	850	4000	3350	156	150	L	1076	312	42	12
	11R24.5	14	10.2	13	8.25	720	720	3000	2725	146	143	L	1104	279	43	11
	11R24.5	16	10.2	13	8.25	830	830	3250	3000	149	146	M	1104	279	43	11
285/75R24.5	14	10.2	13	8.25	760	760	2800	2575	144	141	L	1050	283	41	11	
285/75R24.5	16	10.2	13	8.25	830	830	3075	2800	147	144	L	1050	283	41	11	



DSR266



CHARACTERISTICS



Anti-eccentric, increase the using life
Three zig-zag longitudinal pattern groove combine with crack pattern design provide good wet resistance and good heat dispersion performance.



More fuel-efficient and the more cost-effective
Using high wear-anti-wear and low heat generation rubber compound for long mileage and more fuel efficient; low heat compound ensures the high mileage and more fuel-efficient.



Good handling for safer driving makes the driving more safer
Close shoulder design to provide better steering performance design provides good steering performance.

POSITION

All position



Pattern	Size	PR	Tread Depth		Standard Rim	Pressure(kPa)		Max. Load(kg)		Load Index		Speed Grade	Inflated Diameter			
			mm	1/32in		Single	Dual	Single	Dual	Single	Dual		mm		inch	
													Overall Diameter	Section Width	Overall Diameter	Section Width
DSR266	225/75R17.5	16	13.0	16	6.75	725	725	1850	1750	129	127	L	783	226	31	9
	235/75R17.5	16	13.0	16	6.75	775	775	2000	1900	132	130	M	797	233	31	9
	235/75R17.5	18	13.0	16	6.75	875	875	2725	2575	143	141	J	797	233	31	9
	245/70R19.5	16	13.0	16	7.50	825	825	2240	2120	136	134	L	839	248	33	10
	265/70R19.5	16	13.0	16	7.50	775	775	2500	2360	140	138	L	867	262	34	10
	9R22.5	14	12.0	15	6.75	830	830	2240	2120	136	134	M	974	229	38	9
	10R22.5	16	12.0	15	7.50	850	850	2800	2650	144	142	L	1019	254	40	10
	11R22.5	14	14.0	18	8.25	720	720	2800	2650	144	142	M	1054	279	41	11
	11R22.5	16	14.0	18	8.25	850	850	3150	2900	148	145	M	1054	279	41	11
	12R22.5	16	15.3	19	9.00	830	830	3350	3075	150	147	M	1085	300	43	12
	275/70R22.5	16	15.3	19	8.25	900	900	3150	2900	148	145	L	958	276	38	11
	275/80R22.5	16	13.0	16	8.25	750	750	2900	2725	145	143	L	1012	276	40	11
	295/75R22.5	14	15.0	19	9.00	760	760	2800	2575	144	141	L	1014	298	40	12
	295/75R22.5	16	15.0	19	9.00	830	830	3000	2725	146	143	M	1014	298	40	12
	295/80R22.5	18	15.0	19	9.00	850	850	3750	3550	154	152	M	1044	298	41	12
	315/70R22.5	18	15.3	19	9.00	900	900	3750	3350	154	150	L	1014	312	40	12
	315/80R22.5	18	15.0	19	9.00	830	830	3750	3450	154	151	M	1076	312	42	12
	315/80R22.5	20	15.0	19	9.00	850	850	4000	3350	156	150	L	1076	312	42	12
	11R24.5	14	14.0	18	8.25	720	720	3000	2725	146	143	M	1104	279	43	11
	11R24.5	16	14.0	18	8.25	830	830	3250	3000	149	146	M	1104	279	43	11
285/75R24.5	14	14.0	18	8.25	760	760	2800	2575	144	141	L	1050	283	41	11	
285/75R24.5	16	14.0	18	8.25	830	830	3075	2800	147	144	M	1050	283	41	11	



DSRT26



CHARACTERISTICS



Prevent slippery, much safer
Four longitudinal small-angle fold pattern grooves have excellent grip capability, anti-skid ability and drainage performance.



Anti-wear performance provides the longer mileage
Wear resistance compound design provides the good anti-wear performance and high mileage.



Low heat generation, longer service life
Double-layer tread design, upper layer is high anti-wear tread rubber, and lower layer is adopted low heat generation rubber, which can effectively improve safety and service life.

POSITION

Trailer



Pattern	Size	PR	Tread Depth		Standard Rim	Pressure(kPa)		Max. Load(kg)		Load Index		Speed Grade	Inflated Diameter			
			mm	1/32in		Single	Dual	Single	Dual	Single	Dual		mm		inch	
													Overall Diameter	Section Width	Overall Diameter	Section Width
DSRT26	295/80R22.5	18	15.3	19	9.00	850	850	3750	3550	154	152	M	1044	298	41	12



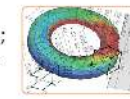
TTX108




CHARACTERISTICS



Low noise, more comfortable
Optimize the pattern pitch distribution; the noise is reduced to 73dB, for more comfortable driving.



More endurable
Optimize the carcass outline, to reduce the tire flexural deformation while running.



Low rolling resistance, fuel efficient
Adopting the new synthetic rubber NDBR and high dispersion silica, the tire is resilient and the lag loss is low, so to reduce the rolling resistance and the fuel consumption by 3%.

POSITION

Drive and trailer



Pattern	Size	PR	Tread Depth		Standard Rim	Pressure(kPa)		Max. Load(kg)		Load Index		Speed Grade	Inflated Diameter			
			mm	1/32in		Single	Dual	Single	Dual	Single	Dual		mm		inch	
													Overall Diameter	Section Width	Overall Diameter	Section Width
TTX108	435/50R19.5	20	13.5	17	14.00	900	\	4500	\	160	\	L	931	438	37	17




TAX106



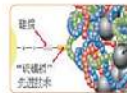
CHARACTERISTICS



Low noise, more comfortable
Optimize the pattern pitch distribution, the noise is reduced to 73dB, for more comfortable driving.



More endurable
Optimize the carcass outline, to reduce the tire flexural deformation while running.



Low rolling resistance, fuel efficient
Adopting the new synthetic rubber NDBR and high dispersion silica, the tire is resilient and the lag loss is low, so to reduce the rolling resistance and the fuel consumption by 3%.

POSITION

Trailer



Pattern	Size	PR	Tread Depth		Standard Rim	Pressure(kPa)		Max. Load(kg)		Load Index		Speed Grade	Inflated Diameter			
			mm	1/32in		Single	Dual	Single	Dual	Single	Dual		mm		inch	
													Overall Diameter	Section Width	Overall Diameter	Section Width
TAX106	445/45R19.5	20	13.5	17	15.00	900	\	4500	\	160	\	L	895	446	35	18



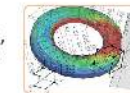
DSR898



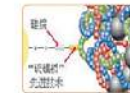
CHARACTERISTICS



Low noise, more comfortable
Optimize the pattern pitch distribution, the noise is reduced to 73dB, for more comfortable driving.



More endurable
Optimize the carcass outline, to reduce the tire flexural deformation while running.



Low rolling resistance, fuel efficient
Adopting the new synthetic rubber NDBR and high dispersion silica, the tire is resilient and the lag loss is low, so to reduce the rolling resistance and the fuel consumption by 3%.

POSITION

Drive and trailer



Pattern	Size	PR	Tread Depth		Standard Rim	Pressure(kPa)		Max. Load(kg)		Load Index		Speed Grade	Inflated Diameter			
			mm	1/32in		Single	Dual	Single	Dual	Single	Dual		mm		inch	
													Overall Diameter	Section Width	Overall Diameter	Section Width
DSR898	445/50R22.5	20	17.3	\	14.00	830	\	4626	\	161	\	L	1018	445	\	\



DSR126



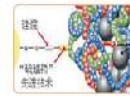
CHARACTERISTICS



Low fuel consumption, high additional value
Optimize profile design for low heat generation and low rolling resistance and reduce subsidence, low heat, low rolling resistance



Ensuring safety
Four longitude groove design, to receive strength evenly, the vehicle can runs more smoothly.



Low rolling resistance, fuel efficient
Tread compounds with low rolling resistance and rubber molecules through special key bridge connection, the sulfur rubber internal deformation of small, energy loss is small, rolling resistance is small.

POSITION

Steer and trailer

Pattern	Size	PR	Tread Depth		Standard Rim	Pressure(kPa)		Max. Load(kg)		Load Index		Speed Grade	Inflated Diameter			
			mm	1/32in		Single	Dual	Single	Dual	Single	Dual		mm		inch	
													Overall Diameter	Section Width	Overall Diameter	Section Width
DSR126	10.00R20	16	16.5	21	7.50	830	830	3000	2725	146	143	K	1054	278	41	11
	11.00R20	16	16.5	21	8.00	830	830	3350	3075	150	147	K	1085	293	43	12
	11.00R20	18	16.5	21	8.00	950	950	3550	3250	152	149	K	1085	293	43	12
D126	315/80R22.5	20	14.3	18	9.0	850	850	4000	3350	156	150	L	1085	300	43	12



DSR165




CHARACTERISTICS



Prolong the using life
Small bulge in the groove can prevent the stones.



Higher grip force provides the safety driving
Large block design provides a higher grip force.



More safety under the wet road condition
Three longitude groove pattern design provides excellent drainage performance.

POSITION

Drive

Pattern	Size	PR	Tread Depth		Standard Rim	Pressure(kPa)		Max. Load(kg)		Load Index		Speed Grade	Inflated Diameter			
			mm	1/32in		Single	Dual	Single	Dual	Single	Dual		mm		inch	
													Overall Diameter	Section Width	Overall Diameter	Section Width
DSR165	215/75R17.5	16	15.1	19	6.00	700	700	1700	1600	126	124	L	767	211	30	8
	215/75R17.5	18	15.1	19	6.00	850	850	2180	2060	135	133	J	767	211	30	8
	235/75R17.5	16	13.0	16	6.75	775	775	2000	1900	132	130	M	797	233	31	9
	235/75R17.5	18	13.0	16	6.75	875	875	2725	2575	143	141	J	797	233	31	9



DSR08A



CHARACTERISTICS



Braking distance is short, more safety
All-season pattern design, excellent driving, braking, anti-skid performance under rain and snow condition.



Higher mileage
Using anti-wear carbon black + anti-tearing resin, to make the rubber more resilient.



Stronger loading performance
Using reinforced bead design, improve tire bearing capacity.

POSITION

Drive

Pattern	Size	PR	Tread Depth		Standard Rim	Pressure(kPa)		Max. Load(kg)		Load Index		Speed Grade	Inflated Diameter			
			mm	1/32in		Single	Dual	Single	Dual	Single	Dual		mm		inch	
													Overall Diameter	Section Width	Overall Diameter	Section Width
DSR08A	215/75R17.5	16	15.1	19	6.00	700	700	1700	1600	126	124	L	767	211	30	8
	215/75R17.5	18	15.1	19	6.00	850	850	2180	2060	135	133	J	767	211	30	8
	225/70R19.5	14	15.5	20	6.75	760	760	1800	1700	128	126	M	811	226	32	9
	245/70R19.5	16	15.5	20	7.50	825	825	2240	2120	136	134	L	839	248	33	10
	12R22.5	16	21.0	26	9.00	830	830	3350	3075	150	147	M	1085	300	43	12
	12R22.5	18	21.0	26	9.00	930	930	3550	3250	152	149	M	1085	300	43	12
	275/80R22.5	16	21.0	26	8.25	750	750	2900	2725	145	143	L	1012	276	40	11
	295/60R22.5	16	20.0	25	9.00	900	900	3350	3075	150	147	K	926	292	36	11
	295/80R22.5	18	21.0	26	9.00	850	850	3750	3550	154	152	M	1044	298	41	12
	315/60R22.5	16	20.3	26	9.75	900	900	3550	3150	152	148	L	950	313	37	12
	315/70R22.5	18	21.0	26	9.00	900	900	3750	3350	154	150	L	1014	312	40	12
	315/80R22.5	18	21.0	26	9.00	830	830	3750	3450	154	151	M	1076	312	42	12
	315/80R22.5	20	21.0	26	9.00	850	850	4000	3350	156	150	L	1076	312	42	12



DSR566



CHARACTERISTICS



High mileage
Low heat generation, super anti-wear tread, higher original mileage, high speed, and excellent fuel efficiency.



Overloading, increase the tire loading
Stronger bead design ensures super loading capacity.



Low noise emission
Low noise makes the driving more comfortable.

POSITION

Steer and trailer

Pattern	Size	PR	Tread Depth		Standard Rim	Pressure(kPa)		Max. Load(kg)		Load Index		Speed Grade	Inflated Diameter			
			mm	1/32in		Single	Dual	Single	Dual	Single	Dual		mm		inch	
													Overall Diameter	Section Width	Overall Diameter	Section Width
DSR566	9R22.5	14	13.0	16	6.75	830	830	2240	2120	136	134	M	974	229	38	9
	10R22.5	16	13.0	16	7.50	850	850	2800	2650	144	142	L	1019	254	40	10
	11R22.5	16	14.5	18	8.25	850	850	3150	2900	148	145	M	1054	279	41	11
	295/75R22.5	14	14.5	18	9.00	760	760	2800	2575	144	141	M	1014	298	40	12
	295/80R22.5	18	14.5	18	9.00	850	850	3750	3550	154	152	M	1044	298	41	12
	385/65R22.5	20	15.0	19	11.75	900	\	4500	\	160(158)	\	K(L)	1072	389	42	15
	11R24.5	14	14.5	18	8.25	720	720	3000	2725	146	143	L	1104	279	43	11
	11R24.5	16	14.5	18	8.25	830	830	3250	3000	149	146	M	1104	279	43	11
	285/75R24.5	16	14.5	18	8.25	830	830	3075	2800	147	144	M	1050	283	41	11



DSR588



CHARACTERISTICS



Increase the mileage
Low heat-build-generation, higher original driving mileage, and excellent fuel efficiency.



low heat-build-generation, long tire using life
Low profile and wider tread design, little deformation under load, low heat generation, more even asymmetric wear.

POSITION
Steer and trailer



Pattern	Size	PR	Tread Depth		Standard Rim	Pressure(kPa)		Max. Load(kg)		Load Index		Speed Grade	Inflated Diameter			
			mm	1/32in		Single	Dual	Single	Dual	Single	Dual		mm		inch	
													Overall Diameter	Section Width	Overall Diameter	Section Width
DSR588	385/65R22.5	20	15.0	19	11.75	900	\	4500	\	160(158)	\	K(L)	1072	389	42	15
	425/65R22.5	20	16.0	20	12.25	825	\	5150	\	165	\	K	1124	422	44	17
	445/65R22.5	20	17.0	21	13.00	900	\	5800	\	169	\	K	1150	444	45	17



DSR118



CHARACTERISTICS



Improve the loading capability to make sure about the safe driving
Strengthened steel belt ensure tire loading performance and safety and safety performance.



Improve the using life and Suitable for retreading
High deflection carcass tire durability performance and retread ability.



Make driving more comfortable
low noise pattern design, provide excellent traction and steer performance.

POSITION
Trailer



Pattern	Size	PR	Tread Depth		Standard Rim	Pressure(kPa)		Max. Load(kg)		Load Index		Speed Grade	Inflated Diameter			
			mm	1/32in		Single	Dual	Single	Dual	Single	Dual		mm		inch	
													Overall Diameter	Section Width	Overall Diameter	Section Width
DSR118	385/55R22.5	20	15.3	19	12.25	900	\	4500	\	160(158)	\	K(L)	996	386	39	15
	385/65R22.5	20	15.0	19	11.75	900	\	4500	\	160(158)	\	K(L)	1072	389	42	15
	425/65R22.5	20	16.0	20	12.25	825	\	5150	\	165	\	K	1124	422	44	17
	445/65R22.5	20	17.0	21	13.00	900	\	5800	\	169	\	K	1150	444	45	17



DSR128



CHARACTERISTICS



Suitable for wet road condition
The longitudinal tread pattern design provide the excellent drainage performance of the tire, and to ensure the safety under the wet and slippery conditions.



More safety under the wet road condition
Tread tiny groove design providing excellent anti-slip performance provide the excellent performance of anti slip.



Anti-wear performance provide the high mileage
Using high anti-wear and low heat generation compound to improve tire driving mileage.

POSITION
Trailer



Pattern	Size	PR	Tread Depth		Standard Rim	Pressure(kPa)		Max. Load(kg)		Load Index		Speed Grade	Inflated Diameter			
			mm	1/32in		Single	Dual	Single	Dual	Single	Dual		mm		inch	
													Overall Diameter	Section Width	Overall Diameter	Section Width
DSR128	385/55R22.5	20	15.3	19	12.25	900	\	4500	\	160(158)	\	K(L)	996	386	39	15

S201



CHARACTERISTICS



Anti-wear
Wider driving surface and deeper groove design to increase tread wear. More even strength on tread to improve anti-wear performance.



More durable, longer service life
To increase bonding force between steel wire. Strong carcass for long life.



Energy Efficiency
Straight groove design for lower rolling resistance and reduce fuel consumption.

POSITION
Steer



Pattern	Size	PR	Tread Depth		Standard Rim	Pressure(kPa)		Max. Load(kg)		Load Index		Speed Grade	Inflated Diameter			
			mm	1/32in		Single	Dual	Single	Dual	Single	Dual		mm		inch	
													Overall Diameter	Section Width	Overall Diameter	Section Width
S201	12R22.5	16	17		9.00	3350	3075	830	830	150	147	M	1085	300	43	12
	12R22.5	18	17		9.00	3550	3250	930	930	152	149	M	1085	300	43	12
	315/80R22.5	18	17		9.00	3750	3450	830	830	154	151	M	1076	312	42	12
	315/80R22.5	20	17		9.00	4000	3350	850	850	156	150	L	1076	312	42	12

REGIONAL




NEW DSR166



CHARACTERISTICS



Stronger carrying capacity
Carcass uses high strengthened steel wire which is 1.2 times stronger than normal steel wire, carrying capacity is stronger.



High mileage
Tread compound adopts anti-wear carbon black + silica, make the rubber more closer, more Anti-wear.

POSITION

All position



Pattern	Size	PR	Tread Depth		Standard Rim	Pressure(kPa)		Max. Load(kg)		Load Index		Speed Grade	Inflated Diameter			
			mm	1/32in		Single	Dual	Single	Dual	Single	Dual		mm		inch	
													Overall Diameter	Section Width	Overall Diameter	Section Width
DSR166	7.00R16	12	12	15	5.50F	670	670	1215	1060	115	110	K	700	200	30	8
HR166	10.00R20	18	16	20	7.50	930	930	3250	3000	149	146	K	1054	278	41	11



NEW DSRD95



CHARACTERISTICS



Better handling performance on the mine road
Big block pattern design provides good grip force and driving force. Good heat dispersion.



Anti-puncture
Special tread compound design, good Anti-tearing performance, anti-puncture performance, anti-wear performance and Long tire life.



More overloading and better tire using life
Strengthened bead design to improve the bearing capacity of the tire.

POSITION

Drive



Pattern	Size	PR	Tread Depth		Standard Rim	Pressure(kPa)		Max. Load(kg)		Load Index		Speed Grade	Inflated Diameter			
			mm	1/32in		Single	Dual	Single	Dual	Single	Dual		mm		inch	
													Overall Diameter	Section Width	Overall Diameter	Section Width
DSRD95	12.00R24	20	21.5	27	8.5	900	900	4500	4125	160	157	J	1226	315	48	12

DSR656



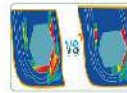
CHARACTERISTICS



Low fault rate, longer service life
Reinforcing pattern block design, reasonable reinforcement design is effective to prevent the collapse of the block.



Fuel-efficient
Lightweight design, rolling resistance is reduced by about 10%, and fuel consumption is reduced by about 2%.



High loading capacity
The FEA optimization loop design and high-strength steel wire cord, improve the loading capacity by 10%.

POSITION
Drive



Pattern	Size	PR	Tread Depth		Standard Rim	Pressure(kPa)		Max. Load(kg)		Load Index		Speed Grade	Inflated Diameter			
			mm	1/32in		Single	Dual	Single	Dual	Single	Dual		mm		inch	
													Overall Diameter	Section Width	Overall Diameter	Section Width
DSR656	10.00R20	18	20.5	26	7.50	930	930	3250	3000	149	146	K	1054	278	41	11

REGIONAL

DSR528/UYQ528



CHARACTERISTICS



Good handling performance make the driving more safety
The longitudinal pattern groove ensures good drainage and handling stability.



Improve the loading performance make sure longer using life
Strengthened carcass design makes sure the stronger loading performance.

POSITION
All position



Pattern	Size	PR	Tread Depth		Standard Rim	Pressure(kPa)		Max. Load(kg)		Load Index		Speed Grade	Inflated Diameter			
			mm	1/32in		Single	Dual	Single	Dual	Single	Dual		mm		inch	
													Overall Diameter	Section Width	Overall Diameter	Section Width
DSR528	11.00R20	16	16.5	21	8.00	830	830	3350	3075	150	147	K	1085	293	43	12
	11.00R20	18	16.5	21	8.00	930	930	3550	3250	152	149	K	1085	293	43	12
UYQ528	12.00R24	20	16.3	21	8.50	900	900	4500	4125	160	157	L	1226	315	48	12

DTU328



CHARACTERISTICS



Improve the loading capability to ensure the safe driving
Improved the bead design provides excellent loading capacity.



Low fault rate, longer service life
Wider tread design increases the ground area, the unit area pressure is low, effectively reducing the eccentric wear.



Make driving more comfortable
With three unequal pitch design and disordered pattern, the tire noise is reduced.

POSITION
Drive



Pattern	Size	PR	Tread Depth		Standard Rim	Pressure(kPa)		Max. Load(kg)		Load Index		Speed Grade	Inflated Diameter			
			mm	1/32in		Single	Dual	Single	Dual	Single	Dual		mm		inch	
													Overall Diameter	Section Width	Overall Diameter	Section Width
DTU328	295/80R22.5	18	20	25	9.00	850	850	4000	3350	154	152	M	1044	298	41	12
	315/80R22.5	20	20	25	9.00	850	850	4000	3350	156	150	L	1076	312	42	12

DSR286



CHARACTERISTICS



Anti-scratch, much safer
Sidewall thickness increased by 3mm, to ensure the safety with anti-scratch performance.



Anti-wear, longer mileage
The tread adopts high quality bacon rubber and IAF ultra-wear-resistant carbon black, and the mileage is longer.



Anti-slip, excellent braking performance
The tread pattern is designed with interlocking pattern, which provides a powerful grip of 1.05G on wet and slippery road, effectively reducing the braking distance.

POSITION
All position



Pattern	Size	PR	Tread Depth		Standard Rim	Pressure(kPa)		Max. Load(kg)		Load Index		Speed Grade	Inflated Diameter			
			mm	1/32in		Single	Dual	Single	Dual	Single	Dual		mm		inch	
													Overall Diameter	Section Width	Overall Diameter	Section Width
DSR286	275/70R22.5	16	17.5	22.0	8.25	900	900	3150	2900	148	145	L	958	276	37.7	10.9
	11R22.5	16	18.0	23.0	8.25	830	830	3000	2725	146	143	L	1054	279	41.0	11.0



DSR168/HR168




CHARACTERISTICS



Stronger loading performance
Carcass uses the high strength steel wire which is 1.2 times stronger than ordinary steel wire, carrying capacity is stronger.



High mileage
Tread compound use anti carbon black+silica, the rubber is more Tense it can Improve anti-wear performance.



Suitable for a variety of road conditions, more valuable
Zig-Zag pattern + Shoulder opened big grooves to improve driving performance and increase heat dispersion areas. Suitable for all kinds of road conditions, tire shoulder low heat generation and more durable, can improve the driving performance, increase the cooling area, suitable for a variety of road conditions, low tire shoulder thermogenesis, more durable.

POSITION

All position



Pattern	Size	PR	Tread Depth		Standard Rim	Pressure(kPa)		Max. Load(kg)		Load Index		Speed Grade	Inflated Diameter			
			mm	1/32in		Single	Dual	Single	Dual	Single	Dual		mm		inch	
													Overall Diameter	Section Width	Overall Diameter	Section Width
DSR168	11.00R20	18	15.3	19	8.00	930	930	3550	3250	152	149	K	1085	293	43	12
	12.00R20	18	15.5	20	8.50	830	830	3750	3450	154	151	K	1125	315	44	12
	11R22.5	16	16.7	21	8.25	850	850	3150	2900	148	145	L	1054	279	41	11
	12R22.5	16	17.0	21	9.00	830	830	3350	3075	150	147	M	1085	300	43	12
	12R22.5	18	17.0	21	9.00	930	930	3550	3250	152	149	M	1085	300	43	12
	13R22.5	18	16.8	21	9.75	850	850	3750	3350	154	150	K	1124	320	44	13
	315/80R22.5	18	18.3	23	9.00	830	830	3750	3450	154	151	M	1076	312	42	12
	12.00R24	20	12.3	15	8.50	900	900	4500	4125	160	157	L	1226	315	48	12
	11R24.5	16	17.0	21	8.25	830	830	3250	3000	149	146	M	1104	279	43	11
HR168	9.00R20	16	15.5	20	7.00	900	900	2800	2650	144	142	K	1019	259	40	10
	10.00R20	16	16.5	21	7.50	830	830	3000	2725	146	143	K	1054	278	41	11
	11.00R20	18	17.0	21	8.00	930	930	3550	3250	152	149	K	1085	293	43	12

REGIONAL



DSR188



CHARACTERISTICS



Stronger carrying capacity
Carcass uses high strengthened steel wire which is 1.2 times stronger than normal steel wire, carrying capacity is stronger.



High mileage
Tread compound adopts anti-wear carbon black + silica, make the rubber more closer, more Anti-wear.



Tough road condition
Open shoulder design to increase heat dispersion, low tire low heat generation for more durability thermogenesis, more durable.

POSITION

All position



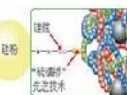
Pattern	Size	PR	Tread Depth		Standard Rim	Pressure(kPa)		Max. Load(kg)		Load Index		Speed Grade	Inflated Diameter			
			mm	1/32in		Single	Dual	Single	Dual	Single	Dual		mm		inch	
													Overall Diameter	Section Width	Overall Diameter	Section Width
DSR188	6.50R16LT	12	10.0	13	5.50F	670	670	1060	925	110	105	K	750	185	30	7
	7.00R16LT	12	12.0	15	5.50F	670	670	1215	1060	115	110	L	775	200	31	8
	7.50R16LT	14	12.0	15	6.00G	770	770	1500	1320	122	118	L	805	215	32	8
	8.25R16LT	16	12.5	16	6.50H	770	770	1800	1600	128	124	L	855	235	34	9
	8.25R20	16	14.5	18	6.50	930	930	2430	2300	139	137	L	974	236	38	9
	13R22.5	18	16.5	21	9.75	850	850	3750	3350	154	150	K	1124	320	44	13
	315/80R22.5	18	16.3	21	9.00	830	830	3750	3450	154	151	M	1076	312	42	12
315/80R22.5	20	16.3	21	9.00	850	850	4000	3350	156	150	L	1076	312	42	12	



HR169




CHARACTERISTICS



Fuel efficient, better performance
Low rolling resistance, higher speed and more fuel-efficient.



Heavy loading
Stronger bead design ensures super loading capacity.



Low noise
Low noise makes the driving more comfortable.

POSITION

All position



Pattern	Size	PR	Tread Depth		Standard Rim	Pressure(kPa)		Max. Load(kg)		Load Index		Speed Grade	Inflated Diameter			
			mm	1/32in		Single	Dual	Single	Dual	Single	Dual		mm		inch	
													Overall Diameter	Section Width	Overall Diameter	Section Width
HR169	9.00R20	16	15.5	20	7.00	900	900	2800	2650	144	142	K	1019	259	40	10
	10.00R20	16	16.0	20	7.50	830	830	3000	2725	146	143	K	1054	278	41	11
	11.00R20	18	17.0	21	8.00	930	930	3550	3250	152	149	K	1085	293	43	12
	11R22.5	16	15.0	19	8.25	850	850	3150	2900	148	145	M	1054	279	41	11



DSR159



CHARACTERISTICS



Good comprehensive and quality ratio
Vertical and horizontal balance of pattern design, excellent comprehensive performance.



High mileage
Anti-eccentric wear, high mileage.

POSITION
Steer



Pattern	Size	PR	Tread Depth		Standard Rim	Pressure(kPa)		Max. Load(kg)		Load Index		Speed Grade	Inflated Diameter			
			mm	1/32in		Single	Dual	Single	Dual	Single	Dual		mm		inch	
													Overall Diameter	Section Width	Overall Diameter	Section Width
DSR159	9.00R20	16	15.0	19	7.00	2800	2650	900	900	144	142	K	1019	259	40	10
	10.00R20	16	15.0	19	7.50	3000	2725	830	830	146	143	K	1049	278	41	11
	10.00R20	18	15.0	19	7.50	3250	3000	930	930	149	146	K	1049	278	41	11
	11.00R20	16	15.5	20	8.00	3350	3075	830	830	150	147	K	1085	293	43	12
	11.00R20	18	15.5	20	8.00	3550	3250	930	930	152	149	K	1085	293	43	12
	12.00R20	18	16.3	21	8.50	3750	3450	830	830	154	151	K	1125	315	44	12

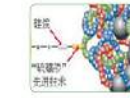
REGIONAL



DSR355



CHARACTERISTICS



Fuel efficient, reduce the energy consumption
Low rolling resistance tread compound can save more fuel.



Good heat dispersion improves tire using life
Good heat dissipation provides the higher mileage.



Better steering performance make safe driving
The middle block and groove design provides excellent steering performance pattern and groove design provide the good guiding performance.

POSITION
Drive



Pattern	Size	PR	Tread Depth		Standard Rim	Pressure(kPa)		Max. Load(kg)		Load Index		Speed Grade	Inflated Diameter			
			mm	1/32in		Single	Dual	Single	Dual	Single	Dual		mm		inch	
													Overall Diameter	Section Width	Overall Diameter	Section Width
DSR355	11R22.5	14	22.5	28	8.25	720	720	2800	2650	144	142	M	1054	279	41	11
	11R22.5	16	22.5	28	8.25	850	850	3150	2900	148	145	M	1054	279	41	11
	295/75R22.5	14	22.5	28	9.00	760	760	2800	2575	144	141	L	1014	298	40	12
	295/75R22.5	16	22.5	28	9.00	830	830	3000	2725	146	143	M	1014	298	40	12
	11R24.5	14	22.5	28	8.25	720	720	3000	2725	146	143	M	1104	279	43	11
	11R24.5	16	22.5	28	8.25	830	830	3250	3000	149	146	M	1104	279	43	11
	285/75R24.5	16	22.5	28	8.25	830	830	3075	2800	147	144	M	1050	283	41	11



DSR268/HR268



CHARACTERISTICS



Stronger traction performance, more safety
Big block pattern to ensure excellent and stronger traction.



Good drainage performance
Good drainage performance, effectively avoid skidding on rainy days, improve driving safety.

POSITION
Drive



Pattern	Size	PR	Tread Depth		Standard Rim	Pressure(kPa)		Max. Load(kg)		Load Index		Speed Grade	Inflated Diameter			
			mm	1/32in		Single	Dual	Single	Dual	Single	Dual		mm		inch	
													Overall Diameter	Section Width	Overall Diameter	Section Width
DSR268	12R22.5	16	19.7	25	9.00	830	830	3350	3075	150	147	M	1085	300	43	12
	315/80R22.5	18	19.7	25	9.00	830	830	3750	3450	154	151	M	1076	318	42	13
HR268	11R22.5	16	18.0	23	8.25	850	850	3150	2900	148	145	M	\	\	\	\



DSR158



CHARACTERISTICS



Prevent bead crack
Strengthened bead design, increasing the thickness of the bead rubber, and improve the strength of steel wire, the support performance have increased by 20%.



Self-cleaning, effectively prevent pattern groove crack caused by clamp stones
Small bulge in the groove can reject stones.



Prevent crash pattern
Tread rubber used RSS+ silica+tear resistant resin, RSS with a good tear resistance comprehensive performance, silica can improve the strength of rubber. Tear resistant resin reinforced rubber toughness.

POSITION
Drive



Pattern	Size	PR	Tread Depth		Standard Rim	Pressure(kPa)		Max. Load(kg)		Load Index		Speed Grade	Inflated Diameter			
			mm	1/32in		Single	Dual	Single	Dual	Single	Dual		mm		inch	
													Overall Diameter	Section Width	Overall Diameter	Section Width
DSR158	7.50R16LT	14	13.3	17	6.00G	770	770	1500	1320	122	118	K	805	215	32	8
	8.25R16LT	16	14.5	18	6.50H	770	770	1800	1600	128	124	K	855	235	34	9
	9.00R20	16	16	20	7.00	900	900	2800	2650	144	142	K	1019	259	40	10
	10.00R20	18	17	21	7.50	930	930	3250	3000	149	146	K	1054	278	41	11
	11.00R20	18	18	23	8.00	930	930	3550	3250	152	149	K	1085	293	43	12
	12.00R20	18	18	23	8.50	830	830	3750	3450	154	151	K	1125	315	44	12
	13R22.5	18	20	25	9.75	850	850	3750	3350	154	150	K	1124	320	44	13




OFF ROAD



DSR177



CHARACTERISTICS



Increase tire life
Specially designed for mining large block pattern, make the tread more stronger.



Impact resistance, Prevent the tread crack
Tread use large pieces of reinforcement design increase the impact resistance.



Overloading performance
Carcass use high strength steel wire which is 1.15 time stronger than normal steel wire. Loading capacity is stronger. steel wire is 1.15 times that of ordinary wire, carrying capacity is stronger.

POSITION
All position



Pattern	Size	PR	Tread Depth		Standard Rim	Pressure(kPa)		Max. Load(kg)		Load Index		Speed Grade	Inflated Diameter			
			mm	1/32in		Single	Dual	Single	Dual	Single	Dual		mm		inch	
													Overall Diameter	Section Width	Overall Diameter	Section Width
DSR177	7.50R16	14	18.3	23	6.00G	770	770	1500	1320	122	118	B	805	215	32	8
	8.25R16	14	20.3	26	6.50H	670	670	1700	1500	126	122	B	855	235	34	9
	8.25R16	16	20.3	26	6.50H	770	770	1800	1600	128	124	B	855	235	34	9
	8.25R20	16	20.3	26	6.5	930	930	2430	2300	139	137	B	974	236	38	9
	9.00R20	16	20.3	26	7.0	900	900	2800	2650	144	142	B	1019	259	40	10
	10.00R20	16	22.3	28	7.5	830	830	3000	2725	146	143	B	1054	278	41	11
	10.00R20	18	22.3	28	7.5	930	930	3250	3000	149	146	B	1054	278	41	11
	11.00R20	18	25.0	31	8.0	930	930	3550	3250	152	149	B	1085	293	43	12
12.00R20	18	25.8	33	8.5	830	830	3750	3450	154	151	B	1125	315	44	12	

OFF ROAD




DSR668



CHARACTERISTICS



More overloading and better tire using life
Strengthened bead design to improve the bearing capacity of the tire.



Anti-puncture
Big block pattern design provide excellent anti-puncture performance.

POSITION
All position



Pattern	Size	PR	Tread Depth		Standard Rim	Pressure(kPa)		Max. Load(kg)		Load Index		Speed Grade	Inflated Diameter			
			mm	1/32in		Single	Dual	Single	Dual	Single	Dual		mm		inch	
													Overall Diameter	Section Width	Overall Diameter	Section Width
DSR668	10.00R20	18	19	24	7.50	930	930	3250	3000	149	146	K	1054	278	41	11
	11.00R20	18	19	24	8.00	930	930	3500	3250	152	149	K	1085	293	43	12
	11R22.5	16	25.5	32	8.25	850	850	3150	2900	148	145	J	1054	279	41	11
	12R22.5	18	25.0	31	9.00	930	930	3550	3250	152	149	M	1085	300	43	12
	295/80R22.5	18	22.0	28	9.00	900	900	3550	3250	152	149	J	1044	298	41	12
	315/80R22.5	20	22.3	28	9.00	850	850	4000	3350	156	150	L	1076	312	42	12



FIO628



CHARACTERISTICS



Better handling performance under the mine road
Big block pattern design provides good grip force and driving force. Good heat dispersion.



Anti-puncture
Special tread compound design, good Anti-tearing performance, anti-puncture performance, anti-wear performance and Long tire life.

POSITION
All position



Pattern	Size	PR	Tread Depth		Standard Rim	Pressure(kPa)		Max. Load(kg)		Load Index		Speed Grade	Inflated Diameter			
			mm	1/32in		Single	Dual	Single	Dual	Single	Dual		mm		inch	
													Overall Diameter	Section Width	Overall Diameter	Section Width
FIO628	10.00R20	18	22.8	29	7.50	930	930	3250	3000	149	146	D	1054	278	41	11
	13R22.5	20	21.0	26	9.75	875	875	4000	3350	156	150	G	1124	320	44	13



DSRD73



CHARACTERISTICS



Excellent driving and grip performance
Big block and deeper groove design provides good driving force and climbing force on off the road. Low heat dispersion and self-cleaning
Double tread design: the upper layer is special tread for off-road, and the lower layer is the low-heat material.



Longer service life
Special off-road compound provides anti-tearing, anti-puncture, anti-wear performance and longer service life.

POSITION
Drive



Pattern	Size	PR	Tread Depth		Standard Rim	Pressure(kPa)		Max. Load(kg)		Load Index		Speed Grade	Inflated Diameter			
			mm	1/32in		Single	Dual	Single	Dual	Single	Dual		mm		inch	
													Overall Diameter	Section Width	Overall Diameter	Section Width
DSRD73	425/65R22.5	20	24	30	12.3	830	\	5150	\	165	\	J	1124	422	44	17



DSR658



CHARACTERISTICS



Anti-puncture
Special tread compound design, good Anti-tearing performance, anti-puncture performance, anti-wear performance and Long tire life.



Stronger overloading performance
Strengthened bead design, increasing the thickness of the bead rubber, and improve the strength of steel wire, the support performance have increased by 20%.

POSITION
All position



Pattern	Size	PR	Tread Depth		Standard Rim	Pressure(kPa)		Max. Load(kg)		Load Index		Speed Grade	Inflated Diameter			
			mm	1/32in		Single	Dual	Single	Dual	Single	Dual		mm		inch	
													Overall Diameter	Section Width	Overall Diameter	Section Width
DSR658	12.00R20	18	20.5	26	8.50	3750	3450	830	830	154	151	F	1125	315	44	12

OFF ROAD



DSR198



CHARACTERISTICS



Better handling performance on the mine road
Big block pattern design provides good grip force and driving force. Good heat dispersion.



Anti-puncture
Special tread compound design, good Anti-tearing performance, anti-puncture performance, anti-wear performance and Long tire life.

POSITION
All position



Pattern	Size	PR	Tread Depth		Standard Rim	Pressure(kPa)		Max. Load(kg)		Load Index		Speed Grade	Inflated Diameter			
			mm	1/32in		Single	Dual	Single	Dual	Single	Dual		mm		inch	
													Overall Diameter	Section Width	Overall Diameter	Section Width
DSR198	12.00R20	18	23.3	29	8.50	3750	3450	830	830	154	151	D	1125	315	44	12



DSR157



CHARACTERISTICS



Stronger overloading performance
Strengthened bead design, increasing the thickness of the bead rubber, and improve the strength of steel wire, the support performance have increased by 20%.



Good driving performance
Longitudinal deep pattern design provides good driving force on off the road.



Prevent blocks chips
Tread rubber used RSS+ silica+tear resistant resin, RSS with a good tear resistance comprehensive performance, silica can improve the strength of rubber. Tear resistant resin reinforced rubber toughness.

POSITION
All position



Pattern	Size	PR	Tread Depth		Standard Rim	Pressure(kPa)		Max. Load(kg)		Load Index		Speed Grade	Inflated Diameter			
			mm	1/32in		Single	Dual	Single	Dual	Single	Dual		mm		inch	
													Overall Diameter	Section Width	Overall Diameter	Section Width
DSR157	6.50R16LT	12	13.0	16	5.50F	670	670	1060	925	110	105	K	750	185	30	7
	7.00R16LT	12	15.0	19	5.50F	670	670	1215	1060	115	110	K	775	200	31	8
	7.50R16LT	14	16.0	20	6.00G	770	770	1500	1320	122	118	K	805	215	32	8
	7.50R16	14	16.3	21	6.00G	770	770	1500	1320	122	118	K	805	215	32	8
	8.25R20	14	18.0	23	6.50	770	770	1800	1320	136	134	J	974	236	38	9
	9.00R20	16	18.0	23	7.00	900	900	2800	2650	144	142	K	1019	259	40	10
	10.00R20	16	20.3	26	7.50	830	830	3000	2725	146	143	K	1054	278	41	11
	11.00R20	18	21.3	27	8.00	930	930	3550	3250	152	159	K	1085	293	43	12
12.00R20	18	21.3	27	8.50	830	830	3750	3450	154	151	K	1125	315	44	12	



LIGHT TRUCK



DSRA02



CHARACTERISTICS



Eccentric wear prevention, low fault rate
Better even wear and with big pattern block design.



Anti-wear, high mileage
The mileage improves 10% with bigger tread width.



High loading capacity
High strength steel cord increases the carcass by 15%, and the bead was strengthened, reducing the crack possibility by 20%.

POSITION
All position



Pattern	Size	PR	Tread Depth		Standard Rim	Pressure(kPa)		Max. Load(kg)		Load Index		Speed Grade	Inflated Diameter			
			mm	1/32in		Single	Dual	Single	Dual	Single	Dual		mm		inch	
													Overall Diameter	Section Width	Overall Diameter	Section Width
DSRA02	6.50R16LT	12	10	13	5.50F	670	670	925	1060	110	105	L	750	185	30	7
	7.00R16LT	14	11	14	5.50F	770	770	1320	1180	118	114	L	775	200	31	8
	7.50R16LT	14	13.5	17	6.00G	770	770	1500	1320	122	118	L	805	215	32	8
	8.25R16LT	16	14.5	18	6.50H	770	770	1800	1600	128	124	L	855	235	34	9



DSRD07



CHARACTERISTICS



Good stability
The bionic spine design improves the stability of the tire pattern, and the lateral claw groove provides strong driving force.



Low fault rate
The design of the heat sink in the shoulder reduces the risk of shoulder separation.



Strong driving force
Lateral pattern design, strong driving force.

POSITION
Drive



Pattern	Size	PR	Tread Depth		Standard Rim	Pressure(kPa)		Max. Load(kg)		Load Index		Speed Grade	Inflated Diameter			
			mm	1/32in		Single	Dual	Single	Dual	Single	Dual		mm		inch	
													Overall Diameter	Section Width	Overall Diameter	Section Width
DSRD07	7.50R16LT	14	16	20	6.00G	770	770	1500	1320	122	118	K	805	215	32	8
	8.25R16LT	16	16.5	21	6.50H	770	770	1800	1600	128	124	K	855	235	34	9


LIGHT TRUCK



DSRA12



CHARACTERISTICS



Anti-slip, much safer
Better drainage and grip capability because of the steel slices with different length and width.



Anti-wear, high mileage
The mileage improves 10% with bigger tread width.



Stone rejection, low fault rate
Excellent stone rejection performance with diamond shape groove design.

POSITION
All position



Pattern	Size	PR	Tread Depth		Standard Rim	Pressure(kPa)		Max. Load(kg)		Load Index		Speed Grade	Inflated Diameter			
			mm	1/32in		Single	Dual	Single	Dual	Single	Dual		mm		inch	
													Overall Diameter	Section Width	Overall Diameter	Section Width
DSRA12	7.00R16LT	14	11	14	5.50F	770	770	1320	1180	118	114	L	775	200	31	8



DSRD08




CHARACTERISTICS



Strong driving force
The bionic curved arm is designed for strong driving force.



Strong and stable
The strengthened bridge design makes the pattern become an organic whole to keep the stability.



Low fault rate
The design of the heat sink in the shoulder reduces the risk of shoulder separation.

POSITION
Drive



Pattern	Size	PR	Tread Depth		Standard Rim	Pressure(kPa)		Max. Load(kg)		Load Index		Speed Grade	Inflated Diameter			
			mm	1/32in		Single	Dual	Single	Dual	Single	Dual		mm		inch	
													Overall Diameter	Section Width	Overall Diameter	Section Width
DSRD08	7.00R16LT	14	18	23	5.50F	770	770	1320	1180	118	114	F	775	200	31	8
	7.50R16LT	14	18.3	23	6.00G	770	770	1500	1320	122	118	F	805	215	32	8
	8.25R16LT	16	19	24	6.50H	770	770	1800	1600	128	124	F	805	215	32	8



NEW DSRD05




CHARACTERISTICS



Cold endurance, much safer on snowfield
Unique compound and low vitrification temperature, ensure tires' normal running at low temperature.



Anti-slip, much safer
The pattern is lined with zigzag steel, breaking the water film and enhancing the ability to discharge snow.



Excellent grip ability
The displacement of the 3D steel sheet is about 8% less than that of straight steel when turning and cornering.

POSITION
All position



Pattern	Size	PR	Tread Depth		Standard Rim	Pressure(kPa)		Max. Load(kg)		Load Index		Speed Grade	Inflated Diameter			
			mm	1/32in		Single	Dual	Single	Dual	Single	Dual		mm		inch	
													Overall Diameter	Section Width	Overall Diameter	Section Width
DSRD05	7.00R16LT	14	11	14	5.50F	770	770	1320	1180	118	114	L	775	200	31	8



DSR868



CHARACTERISTICS



Prevent slippery and safer
Excellent block pattern design provide strong grip ability, ensures even force.



More safer under the snowy and muddy road
Combined sipe on tread to ensure tread blocks softness, good anti-skidding performance and high safety grooves on tread, dense and wavy sipes, and cured grooves design ensure blocks' softness, supply super grip ability and safe driving.

POSITION
All position



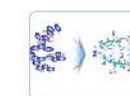
Pattern	Size	PR	Tread Depth		Standard Rim	Pressure(kPa)		Max. Load(kg)		Load Index		Speed Grade	Inflated Diameter			
			mm	1/32in		Single	Dual	Single	Dual	Single	Dual		mm		inch	
													Overall Diameter	Section Width	Overall Diameter	Section Width
DSR868	295/80R22.5	18	19.0	24	9.00	850	850	3750	3550	154	152	M	1044	298	41	12
	315/70R22.5	18	19.1	24	9.00	900	900	3750	3350	154	150	L	1020	312	40	12
	315/80R22.5	18	19.1	24	9.00	830	830	3750	3450	154	151	M	1076	312	42	12
	385/65R22.5	20	18.5	23	11.75	900	\	4500	\	160(158)	\	K(L)	1072	389	42	15



NEW DSRD06



CHARACTERISTICS



Cold endurance, much safer on snowfield
Unique compound and low vitrification temperature, ensure tires' normal running at low temperature.



Anti-slip, much safer
Multi-angle and zigzag pattern, enhance the tire grip on rainy and snow ground.



Excellent grip ability
The displacement of the 3D steel sheet is about 8% less than that of straight steel when turning and cornering.

POSITION
All position



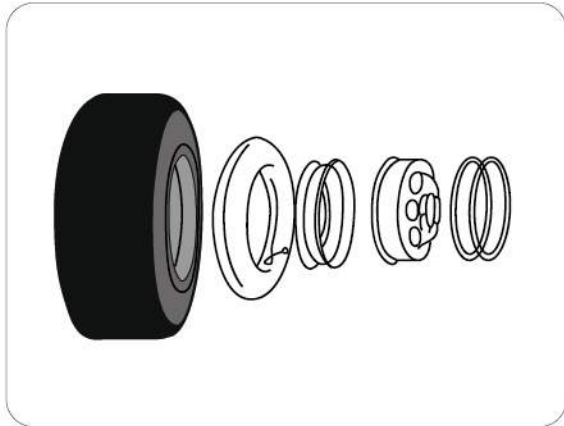
Pattern	Size	PR	Tread Depth		Standard Rim	Pressure(kPa)		Max. Load(kg)		Load Index		Speed Grade	Inflated Diameter			
			mm	1/32in		Single	Dual	Single	Dual	Single	Dual		mm		inch	
													Overall Diameter	Section Width	Overall Diameter	Section Width
DSRD06	7.00R16LT	14	11	14	5.50F	770	770	1320	1180	118	114	L	775	200	31	8

TIRE MANAGEMENT

TUBE-TYPE TIRE & TUBELESS TIRE

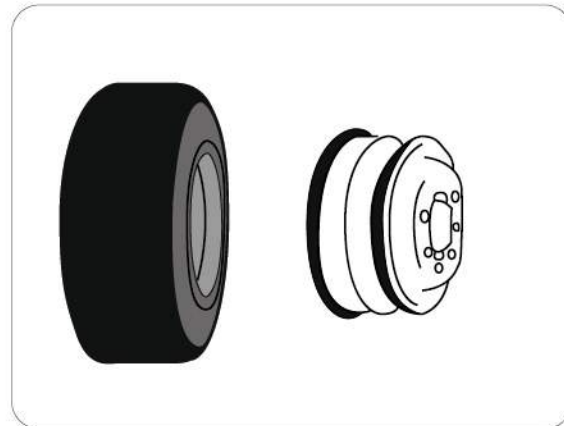
1. Tube-type Tire

The tire has an inner tube and is assembled with the flap.



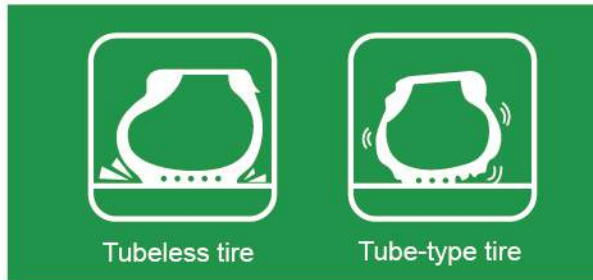
2. Tubeless Tire

The tire has no inner tube.




The Advantage of Tubeless Tire

1. Better driving stability



With a lower height-width-ratio, low gravity center, single rim and good buffer performance, the tubeless tires gain high balance and stability. When meeting a sharp turn, the vehicle bumps less so to make sure a safe-driving.

2. Excellent high-speed performance




There is bigger space between the tire and the rim and the brake drum so the tires produce less heat when driving fast. With the same loading, the tubeless tires have low temperature than the tube-type tires.

3. Energy-efficient



The tubeless tires are lighter and the rolling resistance is much lower. Compared with the tube-type tire, it can save more fuel.

4. Security



When punctured by sharp objects, the tubeless tires leak more slowly. And the bead is not easily to fall off from the rim base. Then the vehicle will keep working but not stop immediately.

5. Long service life



The tubeless tires can avoid the damages caused by friction and lack of matching between the inner and outer tubes.

TIRE MANAGEMENT

BASIC KNOWLEDGE OF TIRE

1. TIRES' PRESSURE



- Cause excessive wear of the shoulder
- Early damage of the treads
- Side-slip easily
- Lack of safety-control and comfort
- High fuel consumption

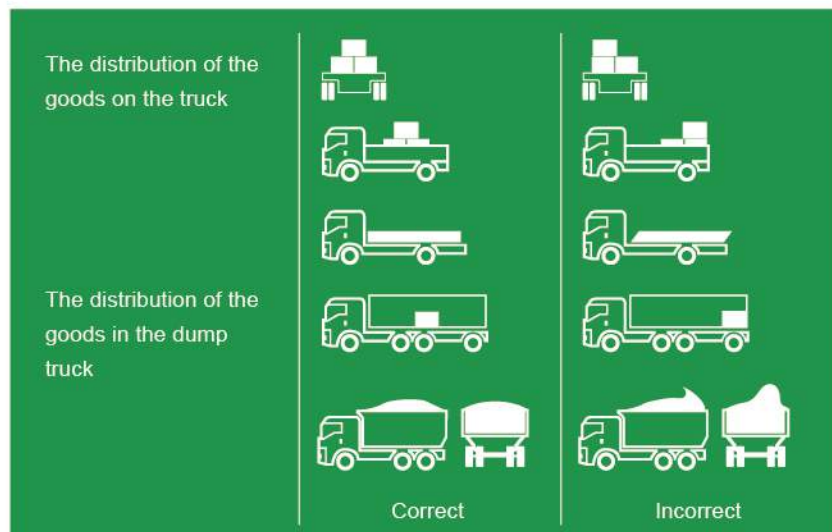


- Cause the unusual wear of the tread center
- Easy to blast when meets obstacles
- Easy to bump thus influences the driving comfort



- Make sure of the tire's even contact with the ground to extend the lifetime

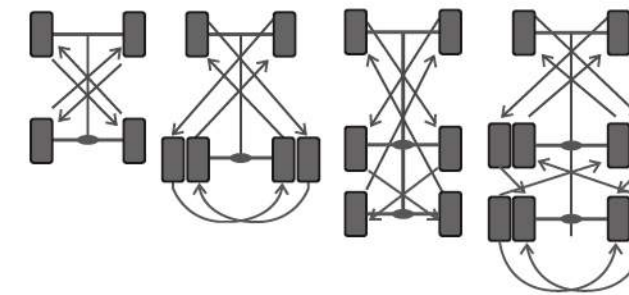
2. REASONABLE LOAD



- The load of tires is closely related to the pressure. High load means low pressure which will cause damage.
- Overloading will shorten the tires' potential lifetime by 20%-50%.
- Incorrect loading will influence the driving safety.

TIRES ROTATION

The tires should be rotated regularly. What's more, the inner tubes and flaps need the comprehensive inspection. Due to the exchange of the tires' location, the wear can be more even so to extend the service life.



TIRE SELECTION

Longitudinal patterns

This pattern applies to the rigid pavement made of cement or tar, having better passing performance.

Off-road pattern

This pattern applies to the mine road, or the road with bad condition.

Lateral pattern

Having strong adaptability, it applies to our national road condition, climate, and highway.

Mixed pattern

It is the transitional pattern between the longitudinal and the lateral one. Because of its good wear-resistance and grip performance, it applies to pavements made of asphalt, concrete, even mud or snow.

TIPS

1. Assembly

The same axle should be equipped with the tires of same label, specifications, structures and patterns. The ordinary tires and the radial tires cannot work together.

2. Change the tire

When changing the tires, it's better to change them all, or change the front wheels or the after filling-up wheels.

3. Vehicle

Bad vehicle condition will cause tires' early abrasion. The uneven loading can also lead to tires' damage. If you find any symptom of deformity, please check the tires in time.

4. Storage

The tires should be stored in dry, clean ventilation of the Treasury, to prevent exposed to direct sunlight, oil, acid and heat. The flammable commodity and corrosives should be kept isolated. The proper storage temperature is -10°C~+30°C while the relative humidity is 50%~80%.

SAFE DRIVING

- New tires have a run-in period, normally at about 200km.
- Rest the tires after high-speed driving (normally 1-2 hours) and check the tires.
- Avoid abrupt start, emergency brake and sharp turn.
- Avoid overload and over-speed driving.
- Drive on roads with good condition. Protect the tires from severe impact.
- Avoid using the renovated tires for the front wheel.
- You must change the tires when the abrasion meets the mark.
- Change the tires immediately when tires malfunction.