



Qualifications:



TS16949



ISO9001



DOT



ECE



INMETRO



GCC



BIS




SNI



SONCAP

TABLE OF CONTENTS

PCR		
	HF805	P1
	HF201	P3
SUV		
	VIGOROUS HP801	P5
	VIGOROUS HT601	P6
	VIGOROUS AT601	P7
	VIGOROUS MT601	P8
LIGHT TRUCK		
	SUPER2000	P9
ALL SEASON		
	ALL-TURI 221	P10
	ALL-TRANSIT	P11
WINTER		
	WIN-TURI 212	P12
	WIN-TURI 215	P13
	VIGOROUS W601	P14
	WIN-TRANSIT	P15
	ICE-TRANSIT	P16

HIFLY TIRES

ULTRA HIGH PERFORMANCE &
ASYMMETRICAL PATTERN DESIGN



HF805



15-26 Inch
30-55 Series

Speed Rating: V-W
UTQG: 280AAA

Series	Size	Load Index	Speed Rating	UTQG	Series	Size	Load Index	Speed Rating	UTQG	Series	Size	Load Index	Speed Rating	UTQG
30	265/30R19	93XL	W	280AAA	40	205/40R17	84XL	W	280AAA	50	185/50R15	72	V	280AAA
	275/30R19	96XL	W	280AAA		215/40R17	87XL	W	280AAA		195/50R15	86XL	V	280AAA
	245/30R20	90XL	W	280AAA		245/40R17	95XL	W	280AAA		205/50R15	86	V	280AAA
	255/30R20	92XL	W	280AAA		225/40R18	92XL	W	280AAA		185/50R16	81	V	280AAA
	275/30R20	97XL	W	280AAA		235/40R18	96XL	W	280AAA		195/50R16	88XL	V	280AAA
	305/30R26	109XL	W	280AAA		245/40R18	97XL	W	280AAA		205/50R16	91XL	W	280AAA
35	215/35R18	84XL	W	280AAA	225/40R19	93XL	W	280AAA	225/50R16	92	V	280AAA		
	225/35R18	87XL	W	280AAA	235/40R19	96XL	W	280AAA	205/50R17	93XL	W	280AAA		
	255/35R18	94XL	W	280AAA	245/40R19	98XL	W	280AAA	215/50R17	95XL	W	280AAA		
	265/35R18	97XL	W	280AAA	255/40R19	100XL	W	280AAA	225/50R17	98XL	W	280AAA		
	215/35R19	85XL	W	280AAA	195/45R15	82XL	V	280AAA	235/50R18	101XL	W	280AAA		
	225/35R19	88XL	W	280AAA	195/45R16	84XL	V	280AAA	195/55R15	85	V	280AAA		
	235/35R19	91XL	W	280AAA	205/45R16	87XL	W	280AAA	205/55R15	88	V	280AAA		
	245/35R19	93XL	W	280AAA	205/45R17	88XL	W	280AAA	185/55R16	83	V	280AAA		
	255/35R19	96XL	W	280AAA	215/45R17	91XL	W	280AAA	195/55R16	91XL	V	280AAA		
	275/35R19	100XL	W	280AAA	225/45R17	94XL	W	280AAA	205/55R16	94XL	W	280AAA		
	225/35R20	90XL	W	280AAA	235/45R17	97XL	W	280AAA	215/55R16	97XL	V	280AAA		
	245/35R20	95XL	W	280AAA	245/45R17	99XL	W	280AAA	215/55R16	97XL	W	280AAA		
255/35R20	97XL	W	280AAA	215/45R18	93XL	W	280AAA	225/55R16	99XL	V	280AAA			
295/35R21	107XL	W	280AAA	225/45R18	95XL	W	280AAA	205/55R17	95XL	W	280AAA			
					235/45R18	98XL	W	280AAA	215/55R17	98XL	W	280AAA		
					245/45R18	100XL	W	280AAA	225/55R17	101XL	W	280AAA		
					255/45R18	103XL	W	280AAA	235/55R17	103XL	W	280AAA		
					245/45R19	102XL	W	280AAA						

Features

Four wide circumferential grooves, lateral grooves with fine sipes and continuous block patterns on shoulder

Variable pitch tread design

Joint-less nylon band

Silica tread compound

Rim protector


Benefits

- Provide efficient water evacuation, outstanding wet performance and enhanced stability at high speed cornering.
- Superior comfort and quiet ride
- Improve tread stiffness and uniformity and deliver high speed stability
- Provide better performance on wet surface and reduce rolling resistance
- Protect wheels from curb damage



Stability

Continuous block patterns on shoulder reduce pattern deformation during driving with prompt response and enhanced stability at high speed cornering

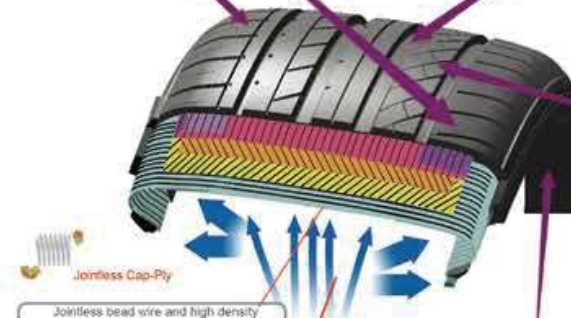


Water Evacuation

Four wide circumferential grooves deliver efficient water evacuation and prevent aquaplaning



Lateral grooves with fine sipes provide outstanding wet performance



Jointless Cap-Ply

Jointless bead wire and high density nylon improve high speed stability & maximize steering response

Improve HIGH SPEED STABILITY

Multi-inner radius improves driving control while assuring performance at high speed

Improve CONTROL

Special rim protector

Protects wheels from curb damage

HIFLY TIRES

PROVIDE A QUITE COMFORTABLE AND SAFE RIDE

HF201



12-17 Inch
50-80 Series
Speed Rating: T-W
UTQG: 400AA

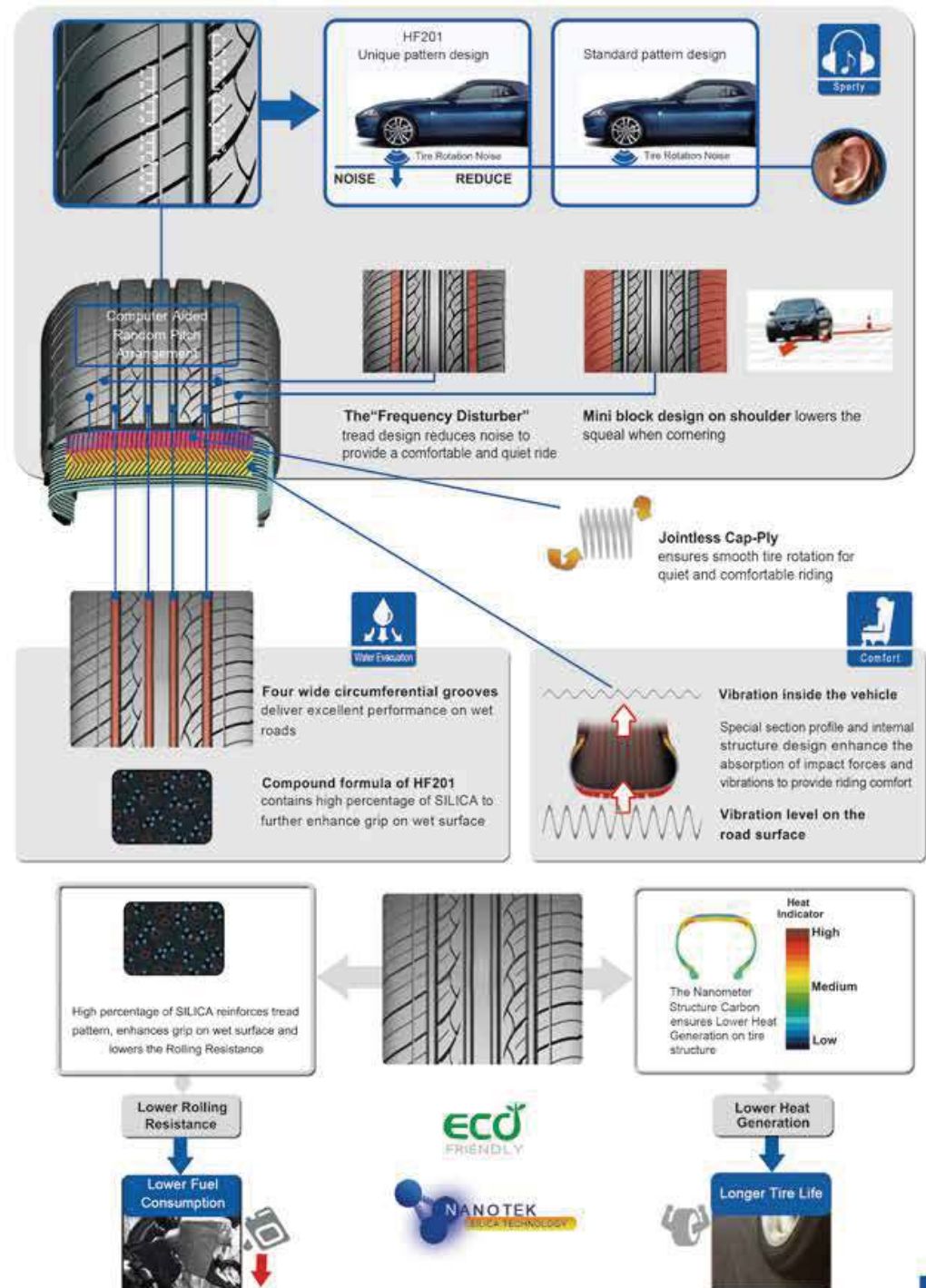
Series	Size	Load Index	Speed Rating	UTQG
50	195/50R15	82	V	400AA
	205/50R16	87	V	400AA
	215/50R17	95XL	W	400AA
	225/50R17	98XL	W	400AA
	165/55R14	72	H	400AA
55	185/55R14	80	H	400AA
	175/55R15	77	T	400AA
	185/55R15	82	V	400AA
	195/55R15	85	V	400AA
	205/55R16	91	V	400AA
60	215/55R16	97XL	V	400AA
	215/55R17	98XL	W	400AA
	225/55R17	101XL	W	400AA
	165/60R13	73	T	400AA
	175/60R13	77	H	400AA
	185/60R13	80	H	400AA
	205/60R13	86	T	400AA
	165/60R14	75	H	400AA
	175/60R14	79	H	400AA
	185/60R14	82	H	400AA
65	195/60R14	86	H	400AA
	205/60R14	88	H	400AA
	165/60R15	77	H	400AA
	175/60R15	81	T	400AA
	185/60R15	84	H	400AA
	185/65R15	88	H	400AA
	195/65R15	95XL	H	400AA
	195/65R15	91	V	400AA
	205/65R15	94	V	400AA
	215/65R15	96	H	400AA
80	205/65R16	95	H	400AA
	215/65R16	98	H	400AA
	215/65R16	102XL	H	400AA
	145/70R12	69	T	400AA
	155/70R12	73	T	400AA
	165/70R12	77	T	400AA
	175/70R12	80	T	400AA
	145/70R13	71	T	400AA
	155/70R13	75	T	400AA
	165/70R13	79	T	400AA
70	175/70R13	82	T	400AA
	185/70R13	86	H	400AA
	165/70R14	81	T	400AA
	175/70R14	84	T	400AA
	185/70R14	88	H	400AA
	195/70R14	91	H	400AA
	205/70R14	95	H	400AA
	205/70R15	96	H	400AA
	215/70R15	98	H	400AA
	225/70R15	100	H	400AA
60	145/80R12	74	T	400AA
	155/80R12	77	T	400AA
	135/80R13	70	T	400AA
	155/80R13	79	T	400AA
	165/80R13	83	T	400AA
	165/80R14	85	T	400AA
	175/80R14	88	T	400AA
	185/80R14	91	H	400AA
	185/80R15	93	T	400AA

Features

- Special tread compound
- Four wide circumferential tread grooves
- Continuous solid center ribs
- Improved groove and bead profile design
- Optimized variable pitch tread design

Benefits

- Excellent grip on wet and dry roads
- Deliver excellent performance on wet roads
- Improve directional stability, provide more comfortable experience and prevent irregular wear
- Better ride stability and handling performance
- Superior comfort and quiet ride



HIFLY TIRES



ULTRA HIGH PERFORMANCE
FOR LUXURY CROSSOVERS AND SUV



VIGOROUS HP801

Series	Size	Load Index	Speed Rating	UTQG
35	285/35R22	106XL	V	280AAA
	275/40R20	106XL	W	280AAA
40	295/40R21	111XL	W	280AAA
	305/40R22	114XL	W	280AAA
45	225/45R19	96XL	W	280AAA
	235/45R19	99XL	W	280AAA
	285/45R19	111XL	W	280AAA
	245/45R20	99	Y	280AAA
	255/45R20	105XL	V	280AAA
50	275/45R20	110VL	V	280AAA
	255/50R19	107XL	V	280AAA
	255/50R20	109XL	V	280AAA
	265/50R20	111XL	V	280AAA
	215/55R18	99XL	V	280AAA
55	225/55R18	98	V	280AAA
	235/55R18	100	V	280AAA
	255/55R18	109XL	W	280AAA
	225/55R19	99	V	280AAA
	235/55R19	105XL	V	280AAA
60	245/55R19	103	V	280AAA
	255/55R19	111XL	V	280AAA
	275/55R20	117XL	V	280AAA
	215/60R16	95	V	280AAA
	215/60R17	96	H	280AAA
60	225/60R18	100	V	280AAA
	235/60R18	107XL	V	280AAA
	245/60R18	105	V	280AAA
	255/60R18	112XL	V	280AAA



Features

Asymmetric tread pattern

► Utilizes two distinct tread patterns that enable optimal dry traction combined with all-season capability

Wide circumferential grooves

► Effectively evacuate water and significantly enhance slipping resistance for outstanding wet handling

A straight rib block

► Applied to the outside of the tire's contact patch helps to prevent decrease road noise and increase cornering grip

Silica enriched compound

► Provide superior traction and grip in wet and dry condition, reduce rolling resistance

Benefits

HIFLY TIRES



DELIVER GRIP AND LONG TREAD WEAR
FOR ALL-SEASON HIGHWAY DRIVING



VIGOROUS HT601

Series	Size	Ply Rating	Load Index	Speed Rating	UTQG
SUV	235/60R16		100	H	440AA
	215/60R17		96	H	440AA
	225/60R17		99	H	440AA
	235/60R17		102	H	440AA
	255/60R17		110XL	H	440AA
	215/65R16		98	H	440AA
	225/65R17		102	H	440AA
	235/65R17		108XL	H	440AA
	245/65R17		111XL	H	440AA
	255/65R17		110	H	440AA
	265/65R17		112	H	440AA
	215/70R16		100	H	440AA
	225/70R16		103	H	440AA
	235/70R16		106	H	440AA
	245/70R16		111XL	H	440AA
255/70R16		111	T	440AA	
265/70R16		112	H	440AA	
245/70R17		110	T	440AA	
265/70R17		115	T	440AA	
235/75R15		109XL	H	440AA	
31X10.50R15LT	6PR	109	R		
LT265/70R17	10PR	121/118	S		
LT235/75R15	6PR	104/101	R		
LT225/75R16	10PR	115/112	S		
LT245/75R16	10PR	120/116	S		
LT265/75R16	10PR	123/120	R		
LT245/75R17	10PR	121/118	S		
LT215/85R16	10PR	115/112	R		
LT235/85R16	10PR	120/116	R		



15-17 Inch
 Speed Rating: R-H
 UTQG: 440AA

Features

Four circumferential grooves and open shoulder slots

► Prevent aquaplaning with enhanced wet grip performance

High-density sipes with silica compound

► Deliver a smooth ride, lower noise and improve traction on dry and wet roads

Variable pitch pattern and optimized footprint design

► Superior comfort and quiet ride

Solid center ribs

► Provide steering stability and deliver a comfortable ride

Joint-less nylon band

► Improve tread stiffness and uniformity and deliver high speed stability

HIFLY TIRES



ALL-TERRAIN 4x4 SUV TIRE OUTSTANDING ON AND OFF-ROAD PERFORMANCE

VIGOROUS AT601

Series	Size	Ply Rating	Load Index	Speed Rating	UTQG
	31x10.50R15LT	6PR	109	R	
	LT255/70R15	6PR	107/103	S	
	LT265/70R15	6PR	109/105	S	
	LT245/70R16	8PR	113/110	S	
	LT265/70R16	8PR	117/114	S	
	LT275/70R16	8PR	119/116	S	
	LT265/70R17	10PR	121/118	S	
	LT285/70R17	8PR	121/118	R	
	LT215/75R15	6PR	100/97	S	
	LT235/75R15	6PR	104/101	R	
	LT225/75R16	10PR	115/112	S	
	LT245/75R16	10PR	120/116	S	
	LT265/75R16	10PR	123/120	R	
	LT285/75R16	10PR	126/123	R	
SUV	LT245/75R17	10PR	121/118	S	
	LT215/85R16	10PR	115/112	R	
	LT235/85R16	10PR	120/116	R	
	245/65R17		107	T	460AB
	265/65R17		112	T	460AB
	235/70R16		106	T	460AB
	245/70R16		107	T	460AB
	255/70R16		111	T	460AB
	265/70R16		112	T	460AB
	245/70R17		110	T	460AB
	265/70R17		115	T	460AB
	P285/70R17		117	T	460AB
	215/75R15		100	S	460AB
	235/75R15		109	S	460AB
	245/75R16		111	S	460AB
	265/75R16		116	S	460AB



15-17 Inch
65-85 Series

Speed Rating: R-T
UTQG: 460AB

Features

- Special tread compound and wide footprint ➤ Enhance tread life and deliver excellent braking on wet and dry roads
- Block tread design with multiple-sipes ➤ Provide outstanding off-road traction
- Open shoulder grooves ➤ Prevent aquaplaning with enhanced wet grip performance
- Joint-less nylon band ➤ Improve tread stiffness and uniformity and deliver high speed stability
- Strong structure design ➤ Provide reliability and durability

Benefits

HIFLY TIRES



OUTSTANDING PERFORMANCE IN EXTREME DRIVING CONDITION

VIGOROUS MT601

Series	Size	Ply Rating	Load Index	Speed Rating
	31x10.50R15LT	6PR	109	Q
	33x12.50R15LT	6PR	108	Q
	33x12.50R20LT	10PR	114	Q
	35x12.50R20LT	10PR	121	Q
SUV	LT265/70R17	10PR	121/118	Q
	LT235/75R15	6PR	104/101	Q
	LT245/75R16	10PR	120/116	Q
	LT265/75R16	10PR	123/120	Q



15-17 Inch
70-75 Series

Speed Rating: Q

Features

- Aggressive pattern design ➤ Outstanding traction in all conditions
- High void ratio and open shoulder design ➤ Excellent resistance to aquaplaning and self-cleaning performance
- Special casing profile and solid shoulder pattern ➤ Enhanced traction and cornering performance
- Reinforced casing construction ➤ Superior overall resistance to damage

Benefits

HIFLY TIRES

LIGHT TRUCK TIRE WITH
ENHANCED DURABILITY & MILEAGE



SUPER2000

Series	Size	Ply Rating	Load Index	Speed Rating
LT	145R12LT	8PR	84/86	Q
	155R12C	8PR	88/86	Q
	155R13C	8PR	90/88	Q
	165R13C	8PR	94/92	R
	175R13C	8PR	97/95	R
	175R14C	8PR	99/98	R
	185R14C	8PR	102/100	R
	195R14C	8PR	106/104	R
	205R14C	8PR	109/107	Q
	215R14C	8PR	112/110	Q
	195R15C	8PR	106/104	R
	205R16C	8PR	110/108	Q
	215/60R16C	8PR	108/106	R
	175/65R14C	6PR	90/88	T
	205/65R15C	6PR	102/100	T
	215/65R15C	6PR	104/102	T
	195/65R16C	8PR	104/102	T
	205/65R16C	8PR	107/105	T
	215/65R16C	8PR	109/107	T
	225/65R16C	8PR	112/110	T
	235/65R16C	10PR	121/119	R
	235/65R16C	8PR	115/113	T
	165/70R13LT	6PR	88/86	S
	165/70R14C	6PR	89/87	R
	175/70R14LT	6PR	95/93	S
	195/70R15C	8PR	104/102	R
	205/70R15C	8PR	106/104	R
	215/70R15C	8PR	109/107	R
225/70R15C	8PR	112/110	R	
215/70R16C	6PR	108/106	T	

Series	Size	Ply Rating	Load Index	Speed Rating
LT	185/75R16C	8PR	104/102	R
	195/75R16C	8PR	107/105	R
	205/75R16C	8PR	110/108	R
	215/75R16C	10PR	116/114	R
	225/75R16C	12PR	121/120	R



12-16 Inch Speed Rating: Q-T

Features

Reinforced structure composed of two steel belts and full nylon protector

Zigzag vertical groove and open horizontal groove arrangement with sipes

Special abrasion-resistant tread compound

Variable pitch pattern

Benefits

➤ Deliver extra puncture resistance and robust load bearing capacity

➤ Provide excellent wet and dry grip

➤ Provide enhanced mileage with reduced heat

➤ Superior comfort and quiet ride

HIFLY TIRES

ALL SEASON PERFORMANCE TIRE
FOR PASSENGER CAR



ALL-TURI 221

Series	Size	Load Index	Speed Rating
40	225/40R18	92XL	V
	245/40R18	97XL	V
	195/45R16	84XL	V
	205/45R16	87XL	V
	205/45R17	88XL	V
45	215/45R17	91XL	V
	225/45R17	94XL	V
	245/45R17	99XL	V
	245/45R18	100XL	V
	195/50R15	86XL	V
50	195/50R16	88XL	V
	205/50R17	93XL	V
	215/50R17	95XL	V
	225/50R17	98XL	V
	55	185/55R14	80
185/55R15		86XL	H
195/55R15		85	H
195/55R16		91XL	V
205/55R16		94XL	V
60	215/55R16	97XL	V
	215/55R17	98XL	V
	225/55R17	101XL	V
	235/55R17	103XL	V
	165/60R14	75	H
65	185/60R14	82	H
	165/60R15	77	T
	185/60R15	88XL	H
	195/60R15	88	H
	205/60R16	96XL	V
	215/60R16	99XL	H

Series	Size	Load Index	Speed Rating
65	155/65R13	73	T
	165/65R13	77	T
	155/65R14	75	T
	165/65R14	79	T
	175/65R14	82	T
	165/65R15	81	T
	175/65R15	88XL	T
	185/65R15	88	H
	195/65R15	91	H
	215/65R16	102XL	H
70	155/70R13	75	T
	165/70R13	79	T
	165/70R14	81	T
80	175/70R14	88XL	T
	155/80R13	79	T



13-18 Inch Speed Rating: T-V

40-80 Series

Features

Asymmetric pattern

High grip silica compound

Two straight & two semi zigzag longitudinal grooves

Two types sipes

Benefits

➤ Multi-performance harmony for total balanced all season driving

➤ Improved snow / wet traction and lowered rolling resistance

➤ Reduced ground resistance enables a smoother flow over water and snow, ensure the best wet and snow traction performance

➤ The application of summer and winter sipes allows the tire to possess high summer capabilities and winter capabilities

HIFLY TIRES



ALL SEASON PERFORMANCE TIRE
FOR COMMERCIAL VAN

ALL-TRANSIT

Series	Size	Load Index	Speed Rating
LT	195/65R16C	104/102	R
	205/65R16C	107/105	R
	215/65R16C	109/107	R
	235/65R16C	115/113	T
	195/70R15C	104/102	R
	215/70R15C	109/107	R
	195/75R16C	107/105	R
	215/75R16C	116/114	R
	225/75R16C	121/120	R



15-16 Inch Speed Rating: R-T
65-75 Series

Features

Balanced pattern design
High grip silica compound
Three zigzag grooves
Optimised sipe sequence on all four ribs

Benefits

- Maximised for winter performance, boasts dry and wet performance on par with most summer tires
- It provides excellent driving performance under all weather conditions Improved snow / wet traction and lowered rolling resistance
- To secure safety on wet roads, to satisfy both hydroplaning and snow performance
- For all surfaces from normal roads to rain and snow

HIFLY TIRES



EXCELLENT GRIP AND HANDLING
IN ALL WINTER CONDITION

WIN-TURI 212

Series	Size	Load Index	Speed Rating
40	225/40R18	92XL	H
	245/40R18	97XL	H
	195/45R16	84XL	H
45	205/45R17	88XL	H
	215/45R17	91XL	H
	225/45R17	94XL	H
	235/45R18	98XL	H
	245/45R18	100XL	H
	255/45R20	105XL	H
	195/50R15	86XL	H
50	195/50R16	88XL	H
	205/50R17	93XL	H
	215/50R17	95XL	H
	225/50R17	98XL	H
	255/50R19	103	H
	255/50R20	109XL	H
	185/55R15	86XL	H
	195/55R15	85	H
	195/55R16	91XL	H
	205/55R16	91	H
55	215/55R16	97XL	H
	225/55R16	99XL	H
	205/55R17	95XL	H
	215/55R17	98XL	H
	225/55R17	101XL	H
	235/55R17	103XL	H
	215/55R18	95	H
	225/55R18	98	H
245/55R19	103	H	
255/55R19	111XL	H	

Series	Size	Load Index	Speed Rating
60	165/60R14	75	H
	185/60R14	82	T
	195/60R14	86	H
	175/60R15	81	H
	185/60R15	84	T
	195/60R15	88	H
	205/60R16	92	H
65	215/60R16	99XL	H
	215/60R17	96	H
	225/60R17	99	H
	155/65R13	73	T
	155/65R14	75	T
	175/65R14	82	T
	185/65R14	86	T
	175/65R15	84	T
	185/65R15	88	T
	195/65R15	91	T
	205/65R15	94	H
	215/65R16	98	H
	225/65R17	102	H
235/65R17	108XL	H	



12-20 Inch Speed Rating: T-H
40-80 Series

Series	Size	Load Index	Speed Rating
70	145/70R12	69	T
	155/70R13	75	T
	165/70R13	79	T
	175/70R13	82	T
	185/70R13	86	T
	165/70R14	81	T
	175/70R14	88XL	T
80	205/70R15	96	T
	155/80R13	79	T

Features

Outer longitudinal rib block design and inner lateral slots
Silica tread compound
Three longitudinal grooves
Non-through block sipes

Benefits

- Enhance braking, cornering grip and the removal of water and slush
- Deliver superb traction and lower rolling resistance
- Improve water evacuation and stability in deep snow conditions
- Provide excellent grip, minimise the friction and reduce rolling resistance

HIFLY TIRES



STUDDABLE WINTER TIRE FOR
CUV/SUVS AND PASSENGER CAR



WIN-TURI 215

Series	Size	Load Index	Speed Rating
45	225/45R17	94XL	H
	185/55R15	86XL	H
55	205/55R16	91	H
	215/55R17	98XL	H
	225/55R17	101XL	H
60	185/60R15	84	T
	195/60R15	88	H
	205/60R16	92	H
	215/60R16	99XL	H
	225/60R16	98	H
	215/60R17	96	H
65	225/60R17	99	H
	235/60R17	102	H
	175/65R14	82	T
	185/65R14	86	T
	185/65R15	88	T
	195/65R15	91	T
	205/65R15	94	H
	205/65R16	95	H
	215/65R16	98	H
	225/65R16	100	H
205/65R17	96	H	
225/65R17	102	H	
235/65R17	104	T	
245/65R17	107	T	

Series	Size	Load Index	Speed Rating
70	175/70R13	82	T
	185/70R13	86	T
	185/70R14	88	T
	215/70R16	100	T
	235/70R16	106	T
	265/70R16	112	T
	275/70R16	114	T
	245/70R17	110	T
265/70R17	115	T	



13-17 Inch Speed Rating: T-H

45-70 Series

Features

- Directional winter tread pattern
- Optimized tread sipe
- Solid center rib
- Optimum allocation multi random stud lines
- Winter traction compound

Benefits

- Enhanced road contact and performance for snow and wet road conditions
- Enhanced acceleration and braking under winter conditions
- Improve handling when changing lane and cornering
- Improve traction performance on snow and ice and minimize stud noise
- Silica-rich compound give improved ice, snow and wet grip while maintaining performance in cold temperature

HIFLY TIRES



STUDDABLE WINTER TIRE
FOR SUVs & LIGHT TRUCK



VIGOROUS W601

Series	Size	Load Index	Speed Rating
65	LT275/65R18	123/120	S
70	LT245/70R17	119/116	S
	LT265/70R17	121/118	S
	LT275/70R18	125/122	S
75	LT235/75R15	104/101	R
	LT225/75R16	115/112	S
	LT245/75R16	120/116	S
	LT265/75R16	123/120	R
	LT245/75R17	121/118	S



15-18 Inch Speed Rating: R-S

65-75 Series

Features

- V-shape tread pattern
- Multi-angle sipe positioning
- Sawtooth center rib
- Optimum allocation multi random stud lines
- Winter traction compound

Benefits

- Enhanced snow traction performance through rigidity of the blocks
- Enhanced grip for braking on icy and snowy roads
- Increase stability, maintain even treadwear, and aid in acceleration and braking
- Improve traction performance on snow and ice and minimize stud noise
- Silica-rich compound give improved ice, snow and wet grip while maintaining performance in cold temperature

HIFLY TIRES



WINTER COMMERCIAL VAN TIRE



WIN-TRANSIT

Series	Size	Ply Rating	Load Index	Speed Rating
LT	195/65R16C	8PR	104/102	R
	205/65R16C	8PR	107/105	R
	215/65R16C	8PR	109/107	R
	235/65R16C	8PR	115/113	R
	195/70R15C	8PR	104/102	R
	215/70R15C	8PR	109/107	R
	225/70R15C	8PR	112/110	R
	195/75R16C	8PR	107/105	R



15-16 Inch Speed Rating: R

65-75 Series

Features

Silica tread compound

- Provide better performance on wet surface and reduce rolling resistance

Large block tread design

- Enhance traction and handling in snow conditions

Zigzag grooves and high-density sipes arrangement

- Improve grip performance from wet and frigid surfaces to snow and ice

Reinforced construction

- Deliver robust load bearing capacity and rugged durability

Benefits

HIFLY TIRES



STUDDABLE WINTER TIRE
FOR COMMERCIAL VAN



ICE-TRANSIT

Series	Size	Ply Rating	Load Index	Speed Rating
LT	155R12C	8PR	88/86	Q
	165R13C	8PR	94/92	R
	175R14C	8PR	99/98	R
	185R14C	8PR	102/100	R
	185/75R16C	8PR	104/102	R



12-16 Inch Speed Rating: Q-R

Features

High void directional tread pattern

- Help to maintain contact with the road in winter condition providing confidence in winter driving

Multiple sipe

- Improve grip power on snowy and icy road

Three sawtooth main grooves

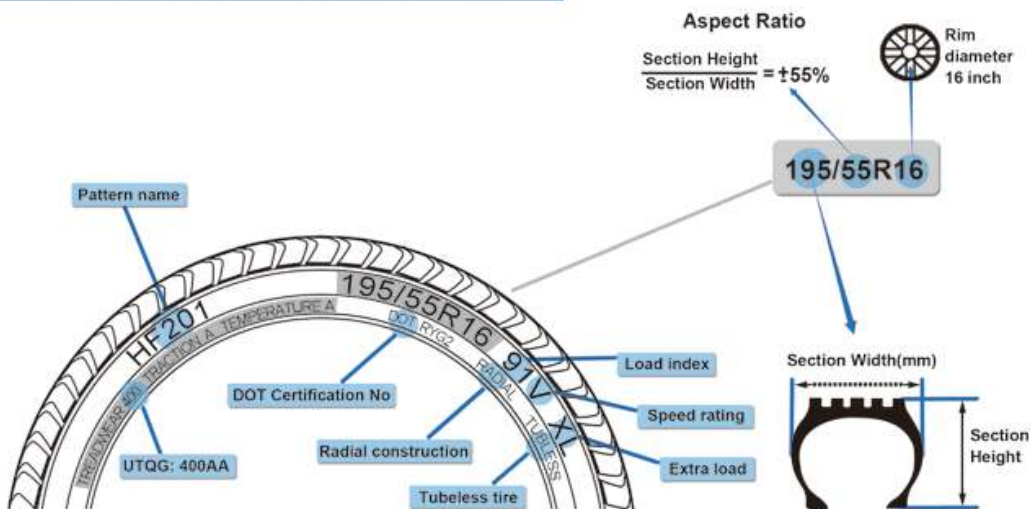
- Deliver exceptional traction and control for winter driving condition

Winter traction compound

- Silica-rich compound give improved ice, snow and wet grip while maintaining performance in cold temperature

Benefits

Technical File:



Speed Symbols

SI	KM/H
B	50
C	60
D	65
E	70
F	80
G	90
J	100
K	110
L	120
M	130
N	140
P	150
Q	160
R	170
S	180
T	190
U	200
H	210
V	240
W	270
Y	300
Z	Above240

Load Capacity Index

LI	KG	LI	KG	LI	KG	LI	KG
50	190	70	335	90	600	110	1060
51	195	71	345	91	615	111	1090
52	200	72	355	92	630	112	1120
53	206	73	365	93	650	113	1150
54	212	74	375	94	670	114	1180
55	218	75	387	95	690	115	1215
56	224	76	400	96	710	116	1250
57	230	77	412	97	730	117	1285
58	236	78	425	98	750	118	1320
59	243	79	437	99	775	119	1360
60	250	80	450	100	800	120	1400
61	257	81	462	101	825	121	1450
62	265	82	475	102	850	122	1500
63	272	83	487	103	875	123	1550
64	280	84	500	104	900	124	1600
65	290	85	515	105	925	125	1650
66	300	86	530	106	950	126	1700
67	307	87	545	107	975	127	1750
68	315	88	560	108	1000	128	1800
69	325	89	580	109	1030	129	1850
						130	1900

Tire Usage Tips:

1. Tire Tread Depth:

Change tyres before the tread depth is worn to 1.6mm. Make sure to regularly check the tread depth of tyres and replace them when they are worn. This will guarantee maximum traction and grip, helping avoid risk of aquaplaning and it will also affect the braking distance etc..

2. Tire Balancing:

Tires should be balanced when they are mounted on wheels for the first time or when they are remounted after repair. Tire balance should be checked at the first sign of a vibration or shimmy. Unbalanced tires cause vibration, which can lead to driver fatigue, irregular and premature wear, as well as unnecessary wear to the vehicle's suspension.

3. Tire Pressure:

Check the pressure of tyres, including the spare, monthly and before any long journey, preferably when tyres are cold. If they are hot, it is advisable to add 4-5 psi to the pressure recommended by the vehicle manufacturer. Correct tyre pressure reduces the risk of losing control of your vehicle. It also protects your tyres from premature wear and irreversible damage to the internal construction. Tyre pressure can drop due to small perforations, the natural escape of air through the tyre's components or even from a decrease in ambient temperatures. So it is important to check it once a month.

4. Wheel Alignment:

ENSURE SAFETY WITH CORRECTLY ALIGNED WHEELS AND AXLES
A vehicle is properly aligned when all suspension and steering components are sound and when the tire and wheel assemblies are running straight and true. If you notice uneven tread wear, this could be due to a misalignment and must be serviced by a professional. It's important to ensure correct alignment to get the best road handling, protect your tyres from irregular and / or rapid wear and save fuel.

5. Rear Tyres:

For optimum efficiency, regularly check the pressure and condition of your tyres, especially during tyre rotation as many vehicles specify different pressure on the front and rear axle.
FOR COMPLETE CONTROL, FIT YOUR NEW TYRES TO THE REAR AXLE.
Rear wheels are not connected to your steering wheel, which makes it extremely difficult to judge their grip while driving. So for your safety, always fit new, or the least worn tyres to the rear wheel positions to ensure: Better control in emergency braking or tight corners. Less risk of losing control of your vehicle, especially on wet surfaces. Better road holding, particularly in difficult situations, whether your car is front or rear wheel drive.

6. Tire Repair:

Tire repairs should be carried out by a trained tire professional. Proper repair procedure will include dismounting the tire from the wheel for a thorough inspection to check for damage, and the use of a patch and plug to repair any punctures that fall within the limits and guidelines for repair.

7. Tire Rotation:

While many people are capable of rotating their own tires, it is quick, easy and secure to let a professional do it for you. Your vehicle's owner's manual will specify the proper rotation pattern and schedule for your vehicle. If a specific schedule is not indicated, it is a good rule of thumb to rotate your tires every 8,000 to 10,000 kilometers.